

THE UNIVERSITY OF BRITISH COLUMBIA | OKANAGAN



OKANAGAN SENATE SECRETARIAT

Enrolment Services

Senate and Curriculum Services

3333 University Way

Kelowna, BC · V1V 1V7

Tel: (250) 807-9259 · Fax: (250) 807-8007

<http://okanagan.students.ubc.ca/senate>

OKANAGAN SENATE
AGENDA

Wednesday 16 January 2008

3:30pm – 5:30pm

LIB 317 | UBC OKANAGAN CAMPUS

1. **Senate Membership**
 - a. Joint Faculties and Convocation Representatives 2008-2011 (information) (circulated – Item 1a) – **Registrar Mr. Brian Silzer**
 - b. Title Change for Associate Vice-President, Academic Research (approval) (circulated – Item 1b) – **Deputy Vice-Chancellor Dr. Doug Owram**
2. **Minutes of the Previous Meeting, 5 December 2007 – Vice-Chair Dr. Doug Owram** (approval) (circulated – Item 2)
3. **Vice-Chair’s Remarks and Related Questions – Vice-Chair Dr. Doug Owram**
4. **Nominating Committee – Dr. Robert Lalonde**
 - a. Senate Committee Assignment (approval) (circulated – Item 4a)
5. **Curriculum Committee – Dr. Jennifer Gustar**
 - a. Curriculum Proposals from the Faculties of Arts and Sciences, Health and Social Development and Management (approval) (circulated – Item 5a)
6. **Admissions and Awards Committee – Dr. Sharon McCoubrey**
 - a. New Award (approval) (circulated – Item 6a)
 - b. Provincial Exams (information)
7. **Report from the Deputy Vice-Chancellor – Deputy Vice-Chancellor Dr. Doug Owram**
 - a. Policy #17: Appointment of Registrar and Librarians; and Policy #18: Appointment of Designated Senior Academic Administrators (approval) (circulated – Item 7a)


8. Reports from the Associate Vice-President, Enrolment Services & Registrar – Mr. Brian Silzer

- a. Report on Enrolment 2007/2008 (information) (circulated as a separate zip file package – Item 8a)
- b. Regular Senate Meeting Schedule 2008/2009 (information) (circulated – Item 8b)
- c. Academic Year 2008/2009 (information) (circulated – Item 8c)

9. Other Business

**Regrets: Kelly Ross (250) 807-9259 or email kelly.ross@ubc.ca
UBC Senate Homepage <http://www.senate.ubc.ca/index.cfm>**

THE UNIVERSITY OF BRITISH COLUMBIA



11 December 2007

TRIENNIAL ELECTIONS

Enrolment Services

2016 - 1874 East Mall

Vancouver, B.C. Canada V6T 1Z1

Tel: (604) 822-9952 Fax: (604) 822-5945

christopher.eaton@ubc.ca

To: Okanagan Senate

From: Brian J Silzer, Secretary to the Convocation & the Faculties

Re: Convocation & Joint Faculties Election Results for 2008-2011

Pursuant to Section 16 (1) of the *University Act*, this memorandum is to inform you that as a result of the Call for Nominations issued on 12 November 2007, two nominations were received and accepted for the position of Convocation Representative to the Okanagan Senate and sixteen nominations were received and accepted for the position of Joint Faculties Representative to the Okanagan Senate. The deadline given for nominations to be received was 7 December 2007

Two Convocation positions were available; as such, pursuant to Section 15 of the same I am happy to inform you that the following persons are acclaimed as re-elected as Convocation Senators from 1 September 2008 until 31 August 2011 and thereafter until their successors are elected:

Gary August, BComm (Brit. Col.)

Lesley Discoll, BA (Brit. Col.)

Fourteen Joint Faculties positions were available, as such, the required election was conducted from 5 to 26 November 2007. The results of that election is as set out below. Those candidates in **bold** are elected as Joint Faculties Senators from 1 September 2008 until 31 August 2011 and thereafter until their successors are elected:

| | |
|--|----------|
| Peter Arthur , Faculty of Education | 77 votes |
| Fes de Scally , Faculty of Arts & Sciences | 74 |
| Jennifer Gustar , Faculty of Creative & Critical Studies | 67 |
| Jim Johnson , Faculty of Arts & Sciences | 65 |
| Ben Nilson , Faculty of Arts & Sciences | 57 |
| Jan Cioe , Faculty of Arts & Sciences | 51 |
| Daniel Keyes , Faculty of Creative & Critical Studies | 49 |
| Jodey Castricano , Faculty of Creative & Critical Studies | 47 |
| Mercedes Duran-Cogan , Faculty of Creative & Critical Studies | 47 |
| Carl Hodge , Faculty of Arts & Sciences | 45 |
| Brian O'Connor , Faculty of Arts & Sciences | 45 |
| Laura Patterson , Faculty of Applied Science | 44 |
| Homayoun Najjaran , Faculty of Applied Science | 42 |
| Spiro Yannacopoulos , Faculty of Applied Science | 41 |
| Jonathan Holzman, Faculty of Applied Science | 37 |
| Rudolf Seethaler, Faculty of Applied Science | 30 |

THE UNIVERSITY OF BRITISH COLUMBIA



OKANAGAN

Office of the Deputy Vice Chancellor

3333 University Way
Kelowna, BC Canada V1V 1V7
Tel: (250) 807-9224
Fax: (250) 807-8449
E-mail: deputy.vicechancellor@ubc.ca
www.ubc.ca/okanagan

December 19, 2007

To: Okanagan Senate
From: Doug Owram, Deputy Vice-Chancellor
Re: Title Change for Associate Vice-President, Academic & Research

At its meeting of March 7th, 2007, the Okanagan Senate approved, under Section 35.1(3)(j) of the University Act, the addition of the Associate Vice-President, Academic & Research to the membership of Senate.

Since that time, the title of the position in question has been changed to Provost, UBC Okanagan. This change of title does not entail a substantive change in duties. I, therefore, recommend that the Senate adjust its membership and the membership of its Committees accordingly.

Motion: That Senate remove the position of Associate Vice-President and Chief Operating Officer, Academic & Research from the membership of Senate and add the position of Provost, UBC Okanagan; and, that Senate amend the membership of its Committees to insert "Provost, UBC Okanagan" in place of "Associate Vice-President, Academic & Research" wherever listed.

A handwritten signature in black ink, appearing to be 'D. O.', written over a horizontal line.

THE UNIVERSITY OF BRITISH COLUMBIA | OKANAGAN



OKANAGAN SENATE
SECRETARIAT Enrolment Services
Senate and Curriculum Services
3333 University Way
Kelowna, BC · V1V 1V7
Tel: (250) 807-9259 · Fax: (250) 807-8007
<http://okanagan.students.ubc.ca/senate>

OKANAGAN SENATE

MINUTES OF 5 DECEMBER 2007

Attendance

Present: Deputy Vice-Chancellor Dr. D. Owram (Vice-Chair), Dr. A. S. Abd-El-Aziz, Mr. P. Arthur, Dean B. Bauer, Dean J. Bottorff, Dr. W. Broughton, Ms. M. Burton, Dr. E. Butz, Dean R. Campbell, Mr. R. Chavarie, Dr. J. Cioe, Ms. L. Driscoll, Dr. M. Duran-Cogan, Mr. R. Gandha, Dr. J. Gustar, Dean M. Isaacson, Ms. E. Johnston, Dr. D. Keyes, Mr. M. Koovisk, Dean M. Krank, Dr. A. Labun, Dr. R. Lalonde, Mr. D. Lubbers, Ms. V. Lymberopoulos, Dr. S. McCoubrey, Dr. C. McFadyen, Ms. N. Neumann, Dr. S. Reid, Dr. C. Scarff, Mr. F. Vogt (Associate Registrar & Acting Secretary), Dr. M. Ungureanu, Dr. M. Williams, Ms. M. Wilson, Dr. P. Wrzesniewski, Dr. Spiro Yannacopoulos, Ms. G. Zilm

By Invitation: From Enrolment Services: Mr. C. Eaton

Regrets: President Stephen Toope (Chair), Chancellor Dr. A. McEachern, Mr. R. Adl, Mr. G. August, Ms. S. Barnard, Dr. J. Bassett-Smith, Dean R. Belton, , Dr. J. Castricano, Ms. L. M. Collins (Enrolment Services), Mr. G. Lepp, Mr. B. Silzer (AVP and Registrar)

Recording Secretary: Ms. K. Ross

Call to Order

Vice-Chair Dr. Owram called the meeting to order.

Agenda

Vice-Chair Dr. Owram reminded Senators that the final item on the agenda would be an 'in-camera' item. The Agenda was accepted by consent.

Senate Membership

Mr. Vogt announced the start of the UBC Okanagan by-elections to accept faculty nominations for four faculty members to serve for the remainder of this Senate (until 31 August 2008).

Mr. Vogt noted the following changes in Senate and Committee Membership:

That Ms. Rachael L'Orsa be appointed as the Representative of Students of the Faculty of Applied Science as until March 31, 2008 or thereafter until a successor is elected.

By applause, Ms. L'Orsa was welcomed to the Senate.

Minutes of the Previous Meeting, 7 November 2007

Moved: Mr. Lubbers

Seconded: Dr. Lalonde

That the minutes of the Okanagan Senate Meeting of 7 November 2007 be adopted as amended.

CARRIED.

Vice-Chair's Remarks and Related Questions

Vice-Chair Dr. Owram noted two items for information:

Firstly, that the UBC Board of Governors met on November 28, 2007 and approved several items. Both Senates approved an amended Policy #21 (Academic Administrative Appointments) with "...such approval to expire on June 30, 2008." This date coincides with the replacement of the (dual campus) Faculty of Applied Science Dean (Dr. Michael Isaacson who is concluding his term 30 June 2008. Additionally, the Board of Governors released \$71 million for construction of the Okanagan Engineering/Management building. Finally, the Board accepted all Okanagan Senate recommendations to approve the 7 November Senate curriculum changes (Management) and new awards. For more information see: <http://www.bog.ubc.ca/packages/2007/28nov2007.pdf>

A second item for information: In response to a question from the floor of the 7 November Senate, Vice-Chair Dr Owram followed up that the University and the City of Kelowna are aggressively pursuing the plans for a safe bikeway on

Highway 97 leading into campus and around the traffic circle. Vice-Chair Dr. Ooram remains unsure of the timeline for the completion of this project.

Vice-Chair Dr. Ooram concluded his remarks by wishing all Senate members a wonderful holiday.

Policies & Procedures Committee

Course Withdrawal Regulations

On behalf of the Policies and Procedures Committee, Chair Dr. Keyes presented for approval a new policy.

Moved: Dr. Keyes

Seconded: Mr. Gandha

That the policy on Course Withdrawal Regulations, as recommended by the Policies & Procedures Committee, be approved.

CARRIED.

Admissions and Awards Committee

Admissions Requirement to ETEP

On behalf of the Admissions and Awards Committee, Chair Dr. McCoubrey presented the following new proposal.

Moved: Dr. McCoubrey

Seconded: Dean Campbell

That the Senate approve the proposal from the Faculty of Education to adjust the admission requirements for ETEP.

CARRIED.

ELAS

On behalf of the Admissions and Awards Committee, Chair Dr. McCoubrey presented the following new proposal.

Moved: Dr. McCoubrey

Seconded: Dean Campbell

That the Senate approve the proposed changes to ELAS.

CARRIED.

British Columbia Provincial Examinations as Admission Requirements

The Committee had circulated for information a proposal to change UBC Okanagan admissions policy for applicants following the British Columbia secondary school curriculum such that provincial examinations would not be

required for admission to UBC Okanagan starting September 2008. For applicants who chose to write provincial examinations, the examination scores would only be considered if they increased the applicant's admission average. The Admissions and Awards Committee had intended to present this item for approval, but had recently been informed that it would be useful to wait one or two months to allow ongoing discussions between the University and the Ministry of Education to conclude. The item was therefore presented for information only, with the understanding that the Admissions and Awards Committee would report again on this issue for approval in the near future.

Discussion

Vice-Chair Dr. Owram added that the results of provincial examinations have not been available until the first week of August each year, meaning that admission offers could not be confirmed until after that time. Thus it would be to UBC Okanagan's advantage to make final offers as early as possible so as to attract the best students and to compete with Ontario and Alberta universities that were making final offers to BC students in April and May. Dean Isaacson noted that the UBC Vancouver had some grief in relation to this item. Firstly, the Senate Admissions Subcommittee Report circulated to both Senates was generated by administrators and not by academics (faculties). Secondly, several differing viewpoints were stated at the UBC Vancouver Senate and therefore the subcommittee's report should be endorsed by the Faculties prior to being endorsed by the Senate. Dr. McCoubrey noted that the Deans or designates are members of the Admissions and Awards Committee, which allowed for comments, and substantive debate, from the faculties. Vice-Chair Dr. Owram clarified to Senate members that the UBC Okanagan and UBC Vancouver Senates may approve separate results on this item. Dean Isaacson was unconvinced that the four options considered in the Senate Admissions Subcommittee report captures all of the options and added that the Senate should ask that other options be considered. Dr. Broughton requested that the Admissions and Awards Committee add a clear motion to the item proposal when recommended to the Senate for approval. Several Senate members discussed the usefulness of the provincial exams including the standardization of provincial high schools as well as the motivation of the Ministry of Education to change some of the previously required provincial exams to optional, see: <http://www.bced.gov.bc.ca/reports/pdfs/exams/opt/prov.pdf>.

Learning and Research Committee

UBC Okanagan Scheduling Guidelines

On behalf of the Learning and Research Committee, Chair Mr. Arthur presented the following new proposal.

Moved: *Dr. Cioe*
Seconded: *Ms. Neumann*

That the Senate approve the proposed UBC Okanagan Scheduling Guidelines.

Discussion

Dean Stuart asked whether the item of scheduling guidelines should come forward to the Senate as 'information' rather than for 'approval'. Mr. Eaton expressed that the scheduling item has been approved by the Senate in Vancouver since the 1930s and as far as the Senate Secretariat can tell, this item is "near and dear to faculty hearts". In response to a question from Dean Bauer, Mr. Vogt stated that the Academic Council, which includes an administrator from the Barber School, was consulted on the scheduling guidelines. Dr. Reid took issue with the schedule imbalance between labs and afternoon lectures. Mr. Vogt wholeheartedly agreed that consultation on this item is important and offered to discuss the current scheduling guidelines proposal further with the faculties prior to a Senate decision. Procedurally Mr. Eaton clarified that this item cannot be tabled but postponed until a future meeting.

*Moved: Mr. Lubbers
Seconded: Dean Bauer*

To postpone approval of the UBC Okanagan Scheduling Guidelines until February 13, 2008.

Discussion

Vice-Chair Dr. Owram suggested that UBC Okanagan would continue with the current scheduling system for another year until further consultation is completed.

The motion was put and CARRIED, two opposed.

Other Business

Dean Bauer asked whether the Senate would entertain a new policy on the cancellation of classes in the final week of classes before exams. Vice-Chair Dr. Owram suggested that this item be added to the February Senate agenda or to be considered by a Senate Committee. Dr. Cioe recommended that the Learning and Research Committee might address this and the makeup class item presented by Dr. McFadyen.

Policies and Procedures Committee -- *in camera*

Committee Chair Dr. Daniel Keyes presented the report.

Candidates for Honorary Degrees

The Policies and Procedures Committee had prepared a list of candidates for honorary degrees to be conferred during graduation ceremonies to take place in 2008. Dr. Keyes reminded Senators that the list was to remain confidential until such time as the candidates had agreed to accept the degree and a public announcement was made.

Moved: Dr. Keyes

Seconded: Mr. Koovisk

That Senate approve the list of candidates for honorary degrees.

CARRIED.

Adjournment

There being no further business, the meeting was adjourned at 4:30pm.

The following regular Senate meeting was scheduled to be held on Wednesday 16 January 2008 at 3:30pm to 5:30pm in Library 317.

THE UNIVERSITY OF BRITISH COLUMBIA | OKANAGAN



OKANAGAN SENATE SECRETARIAT

**Enrolment Services
Senate and Curriculum Services**

3333 University Way
Kelowna, BC · V1V 1V7
Tel: (250) 807-9259 · Fax: (250) 807-8007
christopher.eaton@ubc.ca
kelly.ross@ubc.ca

16 January 2008

To: Okanagan Senate
From: Nominating Committee
Subject: Senate Committee Appointment (approval)

The Nominating Committee is pleased to recommend the following to Senate:

Policies and Procedures Committee

*That Ms. Rachael L'Orsa be appointed to the Policies and Procedures Committee
as Student Representative until 31 March 2008 and thereafter until replaced.*

Respectfully Submitted,
Dr. Robert Lalonde
Chair, Nominating Committee

THE UNIVERSITY OF BRITISH COLUMBIA | OKANAGAN



OKANAGAN SENATE SECRETARIAT

Enrolment Services
Senate and Curriculum Services

3333 University Way
Kelowna, BC · V1V 1V7
Tel: (250) 807-9259 · Fax: (250) 807-8007
nathalie.bomberg@ubc.ca

16 January 2008

To: Okanagan Senate
From: Curriculum Committee
Subject: December Curriculum Proposals (approval)

The Senate Curriculum Committee has reviewed the material forwarded to it by the Faculties, and encloses those proposals it deems as ready for approval.

As such, the following is recommended to Senate:

Motion: *That Senate approve the new program and new courses brought forward by the Faculties of Arts and Sciences, Health and Social Development and Management as set out in the attached package.*

Respectfully Submitted
Dr. Jennifer Gustar
Chair, Curriculum Committee



OKANAGAN SENATE SECRETARIAT

Enrolment Services

Senate and Curriculum Services

3333 University Way

Kelowna, BC · V1V 1V7

Tel: (250) 807-9259 · Fax: (250) 807-8007

nathalie.bomberg@ubc.ca

16 January 2008

To: Okanagan Senate

From: Curriculum Committee

Subject: December Curriculum Proposals

Attached please find the following for your consideration:

Faculty of Arts and Sciences

1. The following new program:
 - a. Freshwater Science Honours Program

Faculty of Health and Social Development

2. The following new courses:
 - a. HMKN 200 (3) Exercise Physiology I
 - b. HMKN 201 (3) Exercise Psychology
 - c. HMKN 202 (3) Human Motor Behaviour I
 - d. HMKN 203 (3) Lifespan Physical and Motor Development

Faculty of Management

3. The following new courses:
 - a. MGMT 412 (3) Negotiations
 - b. MGMT 460 (3) Management of Service Operations and Technology
 - c. MGMT 461 (3) Service Marketing and Customer Management



**Curriculum Proposal Form
UBC OKANAGAN
New or Change to Course or Program**

Category: 1

| | |
|---|--|
| <p>Faculty: Arts & Sciences Unit/Dept.: Chem., Earth & Env. Sci. Faculty Approval Date: Effective Session <u>Winter Term 1 Year 2008</u> for Change</p> | <p>Date: 18 October 2007 Contact Person: Dr Jeff Curtis Phone: 79521 Email: jeff.curtis@ubc.ca</p> |
| <p>Proposed Calendar Entries:</p> <p>Freshwater Science Honours Program</p> <p>The Freshwater Science Honours program is designed for dedicated students in Freshwater Science desiring a recognized research component in their B.Sc. degree. Course requirements are similar to the Freshwater Science Major, with the addition of an approved EESC 449 (Honours Thesis Project).</p> <p>Admission Requirements</p> <ul style="list-style-type: none"> ● Fourth-year standing; ● A minimum overall grade average of 75%; and ● Enrolment in EESC 449 with a research project and supervisor approved by the Academic Unit Head. <p>Graduation Requirements</p> <ul style="list-style-type: none"> ● Completion of the course requirements for the Major in Freshwater Science; ● A 75% overall grade average; ● A minimum average of 70% in all upper-level EESC courses; and ● EESC 449 with a minimum grade of 75%. A written thesis is required and must be publicly presented either as a seminar or poster. | <p>URL: n/a</p> <p>Present Calendar Entry: n/a</p> <p>Type of Action: New Program</p> <p>Rationale: As part of our revision to the Freshwater Science program, we wish to introduce an honours programme to enhance the education of our most talented students. The new program is very similar to other honours programs offered in sciences at UBC Okanagan.</p> |



UBC Curriculum Proposal Form Change to Course or Program

Category: (1)

| | |
|---|--|
| <p>Faculty: Health and Social Development Department: Human Kinetics Faculty Approval Date: November 26, 2007</p> <p>Effective Session: 2008-09, Term 1</p> | <p>Date: November 29, 2007 Contact Person: G. Binsted Phone: 250-807-9642 Email: gordon.binsted@ubc.ca</p> |
| <p>Proposed Calendar Entry:</p> <p>HMKN 200 (3): Exercise Physiology I</p> <p>Acute and chronic changes observed in physiological systems, as a result of exercise and exercise training. Aerobic and anaerobic metabolism during exercise and cardiovascular, respiratory and muscular responses to physical activity [2-2-0] <i>Prerequisite:</i> BIOL 131 and BIOL 133, or equivalent.</p> | <p>Present Calendar Entry: N/A</p> <p>Type of Action: Add course</p> <p>Rationale: Knowledge of the physiological processes associated with physical activity is central to a Human Kinetics student's understanding of exercise related prescription, adaptation, and limitations. Exercise physiology is a required topic for CCUKEPA accreditation and will be a requisite and examinable area for future Provincial/National licensing procedures.</p> |
| <p>Proposed Calendar Entry:</p> <p>HMKN 201 (3): Exercise Psychology</p> <p>Psychological theories and research related to exercise adoption, maintenance, and avoidance. Psychological antecedents and consequences of exercise behaviour. [3-0-0]</p> | <p>Present Calendar Entry: N/A</p> <p>Type of Action: Add course</p> <p>Rationale: In order to successfully promote physical activity at either an individual or population level, student must have a firm understanding of the psychological contributors to the decision to adopt, abstain, continue or cease exercising. Exercise psychology is a required topic for CCUKEPA accreditation and will be a requisite and examinable area for future Provincial/National licensing procedures.</p> |



UBC Curriculum Proposal Form Change to Course or Program

Category: (1)

| | |
|---|---|
| <p>Faculty: Health and Social Development Department: Human Kinetics Faculty Approval Date: November 26, 2007</p> <p>Effective Session: 2008-09, Term 1</p> | <p>Date: November 29, 2007 Contact Person: G. Binsted Phone: 250-807-9642 Email: gordon.binsted@ubc.ca</p> |
| <p>Proposed Calendar Entry:</p> <p>HMKN 202 (3): Human Motor Behaviour I</p> <p>Processes and structures underlying the production human movement. Sensory, motor and cognitive factors influencing the learning, execution, and control of action will be addressed. [3-0-0]</p> | <p>Present Calendar Entry: N/A</p> <p>Type of Action: Add course</p> <p>Rationale: In order to understand movement and physical activity, a student must have a firm grounding in the neural and cognitive factors and limitations contributing to motor production. Motor behaviour is a required topic for CCUKEPA accreditation and will be a requisite area for future Provincial/National licensing procedures.</p> |
| <p>Proposed Calendar Entry:</p> <p>HMKN 203 (3): Lifespan Physical and Motor Development</p> <p>Principles governing physical growth and motor development related to physical activity. Lifespan changes, including aging, and their impact on physical activity participation and performance. [3-0-0] <i>Prerequisite:</i> BIOL 131 and BIOL 133, or equivalent.</p> | <p>Present Calendar Entry: N/A</p> <p>Type of Action: Add course</p> <p>Rationale: In order to engage in exercise prescription and promotion it is important for student to understand that the human motor system develops in a non-linear fashion across the lifespan, bringing with it concomitant changes in the ability to engage in physical activity. Motor development is a required topic for CCUKEPA accreditation and will be a requisite area for future Provincial/National licensing procedures.</p> |

UBC Okanagan Curriculum Change FACULTY OF MANAGEMENT: MANAGEMENT CURRICULUM REPORT

FALL 2008

Category 1

| | |
|---|---|
| Department: Faculty of Management | Contact Person: Dr. Ian Stuart |
| Faculty Approval Date: November 6, 2007 | Phone: 807-9656 |
| | Email: Ian.Stuart@ubc.ca |
| MGMT Undergraduate 4 th Year Courses | |
| Effective Date: September 2008 | URL: n/a |
| Proposed Calendar Entry: | Present Calendar Entry: |
| Fourth Year | None |
| MGMT 412: Negotiations 3 | |
| MGMT 460: Management of Service Operations and Technology 3 | Type of Action: Revise calendar statement to introduce Fourth Year of the Bachelor of Management. |
| MGMT 461: Service Marketing and Customer Management 3 | |
| | Rationale: To phase in the fourth year curriculum for the Bachelor of Management program and to provide the prerequisite body of knowledge required for the Bachelor of Management degree. |

UBC Okanagan Curriculum Change
FACULTY OF MANAGEMENT: MANAGEMENT CURRICULUM REPORT

FALL 2008

Category 1

| MGMT Undergraduate New Course(s) | |
|---|---|
| <p>Effective Date: September 2008</p> <p>Proposed Calendar Entry:</p> <p>MGMT 412 (3) – Negotiations Theory and processes of negotiation as it is practiced in a variety of settings. Develop skills experientially, understand useful analytical frameworks and appreciate the role of emotion in a broad spectrum of negotiation situations. [3-0-0] Prerequisite: Fourth-year standing in the B.Mgt. program</p> | <p>URL:</p> <p>Present Calendar Entry: none</p> <p>Type of Action: New course</p> <p>Rationale: New course in support of the fourth year curriculum for the Bachelor of Management program.</p> <p>Category 1</p> |
| <p>Effective Date: September 2008</p> <p>Proposed Calendar Entry:</p> <p>MGMT 460 (3) – Management of Service Operations and Technology Introduction to the concepts, frameworks, principles and tools to effectively manage service operations. Topics include service growth, both domestically and internationally. Highlights the importance of the cross-functional coordination in service delivery, customer satisfaction, and the role of information technology. [3-0-0] Prerequisite: Fourth-year standing in the B.Mgt. program Corequisite: MGMT 461</p> | <p>URL:</p> <p>Present Calendar Entry: none</p> <p>Type of Action: New course</p> <p>Rationale: New course in support of the fourth year curriculum for the Bachelor of Management program.</p> <p>Category 1</p> |
| <p>Effective Date: September 2008</p> <p>Proposed Calendar Entry:</p> <p>MGMT 461 (3) – Service Marketing and Customer Management Distinctive approaches to planning and implementing a marketing strategy in service organizations. Addresses service-related issues such as the relationship between the service provider and customer, the real-time process experience of services, customer relationship management, customer satisfaction, service quality, service design, and service culture. [3-0-0] Prerequisite: Fourth-year standing in the B.Mgt. program Corequisite: MGMT 460</p> | <p>URL:</p> <p>Present Calendar Entry: none</p> <p>Type of Action: New course</p> <p>Rationale: New course in support of the fourth year curriculum for the Bachelor of Management program.</p> <p>Category 1</p> |

THE UNIVERSITY OF BRITISH COLUMBIA | OKANAGAN



OKANAGAN SENATE SECRETARIAT

Enrolment Services
Senate and Curriculum Services

3333 University Way
Kelowna, BC · V1V 1V7
Tel: (250) 807-9259 · Fax: (250) 807-8007
kelly.ross@ubc.ca

16 January 2008

Memo to: Okanagan Senate
From: Admissions and Awards Committee
RE: New Award (approval)

The Committee is pleased to present the following award.

Motion: *That the Senate accept the new award as listed and forward it to the Board of Governors for approval, and that a letter of thanks be sent to the donor.*

Gordon William HAUG Memorial Bursary: Bursaries totalling \$5,000 are offered by Margot Haug in memory of her father, Gordon William Haug, to undergraduate students in the Physical Geography or Chemistry, Earth and Environmental Sciences Unit in the Irving K. Barber School of Arts and Sciences and/or graduate students in the Biology or Environmental Sciences Program at The University of British Columbia Okanagan. (First award available for the 2008/09 Winter Session)

Respectfully submitted,

Dr. Sharon McCoubrey, Chair
Admissions and Awards Committee

THE UNIVERSITY OF BRITISH COLUMBIA



OKANAGAN

Office of the Deputy Vice Chancellor3333 University Way
Kelowna, BC Canada V1V 1V7

Tel: (250) 807-9224

Fax: (250) 807-8449

E-mail: deputy.vicechancellor@ubc.ca

www.ubc.ca/okanagan

January 3, 2008

To: UBC O Senate

From: Doug Owram, Deputy Vice Chancellor

A handwritten signature in black ink, appearing to read 'D. Owram', written over the 'From' line.

Subject: Joint Senate and Board Policy, Amendment of
 Policy #17 Appointment of Registrar and Librarians; and
Policy #18 Appointment of Designated Senior Academic Administrators

Recommendation:

I recommend that the Okanagan Senate approve the proposed amended Policy #17 Appointment of Registrar and Librarians; and Policy #18 Appointment of Designated Senior Academic Administrators (Joint Senate and Board Policy), such approval to expire on June 30, 2008.

Background:

Under section 27(2)(f) of the **University Act**, the Board of Governors is empowered, with the approval of the relevant Senate, to establish procedures for the recommendation and selection of candidates for Deans and other senior academic administrators as the Board of Governors may designate.


Currently the procedures for the appointment of the Registrar and Librarians, and Designated Senior Academic Administrators are not in concurrence between the Board of Governors and the Senates at UBC Vancouver and UBC Okanagan. The amended Policies #17 and #18 are recommended by the Provost and Vice President Academic (UBC Vancouver) and the Deputy Vice-Chancellor (UBC Okanagan). The amended Policies #17 and #18 deal with positions at both UBC Okanagan and UBC Vancouver, consequently it is being forwarded to both the UBC Okanagan Senate and the UBC Vancouver Senate for consideration and approval, as well as to the Board of Governors. This will bring the procedures for the appointment of the Registrar, Librarians and Designated Senior Academic Administrators into concurrence between the Board and both Senates.

Provided that approval is received from all three bodies, the amended Policies #17 and #18 will be effective as of the date of the last approval.

The amended Policies #17 and #18 do not deal with the appointments of heads of academic units (other than Faculties and Colleges). Until such time as a new policy addressing these appointments is considered, the long standing practice in which the President convenes advisory committees will continue.

Attachment: Amended Policy #17 Appointment of Registrar and Librarians; and Policy #18 Appointment of Designated Senior Academic Administrators (Joint Senate and Board Policy)

Policy 17 Passed: Anticipated Feb. 7, 2008
 Title: Appointment of Registrar and Librarians (Joint Senate and Board Policy)

| | | | | |
|---|--|--|---|---|
|  <p>The University of British Columbia Board of Governors Okanagan Senate Vancouver Senate</p> | <p>Policy #: 17 Passed: <i>Anticipated</i> Feb. 7, 2008</p> | <p>History: 1) 2007 Approvals</p> <ul style="list-style-type: none"> • UBCO Senate <i>Anticipated</i> January 16, 2008 • UBCV Senate <i>Anticipated</i> January 23, 2008 • Board <i>Anticipated</i> February 7, 2008 <p>Next Review: <i>TBD</i></p> | | |
| | <p>Responsible Executives:</p> <ul style="list-style-type: none"> • Provost and Vice President Academic (UBC Vancouver) • Vice President, Students | | | |
| <p>Title:</p> <p style="text-align: center;">Appointment of Registrar and Librarians (Joint Senate and Board Policy)</p> | | | | |
| <p>Background and Purpose</p> <p>Section 27(2)(f) of the <i>University Act</i>, R.S.B.C. 1996 c. 468 empowers the Board of Governors, with the approval of the UBC Okanagan Senate and the UBC Vancouver Senate, to establish procedures for the recommendation and selection of candidates for the <i>Registrar and Librarians</i>.</p> | | | | |
| <p>Note: Who Should Read This Policy</p> <table border="0" style="width: 100%;"> <tr> <td style="width: 50%; vertical-align: top;"> <p>Generally:</p> <ul style="list-style-type: none"> • Registrar • Librarians • Deans • Principals </td> <td style="width: 50%; vertical-align: top;"> <p>Specifically:</p> <ul style="list-style-type: none"> • <i>Responsible Executives</i> • Members of Advisory Committees </td> </tr> </table> | | | <p>Generally:</p> <ul style="list-style-type: none"> • Registrar • Librarians • Deans • Principals | <p>Specifically:</p> <ul style="list-style-type: none"> • <i>Responsible Executives</i> • Members of Advisory Committees |
| <p>Generally:</p> <ul style="list-style-type: none"> • Registrar • Librarians • Deans • Principals | <p>Specifically:</p> <ul style="list-style-type: none"> • <i>Responsible Executives</i> • Members of Advisory Committees | | | |
| <p>Related Policies, Materials, and Notes</p> <p>Note: Approvals from the Senates are required for this Policy per section 27(2)(f) of the <i>University Act</i>, R.S.B.C. 1996 c. 468.</p> | | | | |
| <p>End of Cover page / Cover Notes</p> | | | | |

Policy 17 Passed: Anticipated Feb. 7, 2008
 Title: Appointment of Registrar and Librarians (Joint Senate and Board Policy)

POLICY TITLE: Appointment of Registrar and Librarians (Joint Senate and Board Policy)

1. Governing Principles

1.1. **Purpose:** This Policy is intended to:

- 1.1.1. comply with section 27(2)(f) of the *University Act*, R.S.B.C. 1996 c. 468 and, with the approval of the UBC Okanagan Senate and the UBC Vancouver Senate, to establish procedures for the selection and recommendation of candidates for the *Registrar* and *Librarians*; and

1.2. **Method:** To succeed in this purpose this Policy:

- 1.2.2. must be approved by the UBC Okanagan Senate, the UBC Vancouver Senate, and the Board of Governors, and not be amended without the same approvals; and
- 1.2.3. will describe the creation of committees advising the President on recruitment and selection of the *Registrar* and the *University Librarian*, before the President makes a recommendation to the Board of Governors.

2. Definitions and Interpretation Rules: A schedule to this Policy establishes the definitions of terms used in this Policy and any unique rules of interpretation that apply to this Policy.

3. Scope

3.1. General:

- 3.1.1. This Policy applies to all appointments of the *Registrar*, the *University Librarian*, and all other *Librarians*.
- 3.1.2. *Librarians* other than the *University Librarian* are appointed in accordance with the Collective Agreement between the University and the Faculty Association.
- 3.1.3. The appointment of the Registrar and the appointment of the University Librarian are subject to the approval of the Board of Governors. The President shall provide advice and recommendations to the Board of Governors on the selection of the *Registrar* and the *University Librarian*.
- 3.1.4. *Advisory Committees* are to be established at the call of the President to consider candidates for an appointment as the *Registrar* and the *University Librarian* and to advise the President on recommendations to the Board of Governors.

3.2. Exclusions: This Policy does not apply to appointments for positions other than the *Registrar* and *Librarians*.

4. Advisory Committees

4.1. **President Convenes:** For the selection of candidates for the *Registrar* and the *University Librarian*, the President shall convene an *Advisory Committee* to

Policy 17 Passed: Anticipated Feb. 7, 2008
 Title: Appointment of Registrar and Librarians (Joint Senate and Board Policy)

consider and advise the President on the candidates before the President makes a recommendation to the Board of Governors (“*Advisory Committee*”).

5. University Librarian

5.1. For the selection of the *University Librarian*, the President will convene an *Advisory Committee* with the following membership:

| For the selection of the University Librarian | | | |
|--|----------|---|----------------------|
| Position | # | Source/Composition | Appointed by: |
| Chair | 1 | Provost and Vice President Academic (UBC Vancouver) | Ex Officio |
| Secretary | * | A member of the administrative staff of the Provost and Vice President Academic (UBC Vancouver) *(non-voting and not counted in quorum) | Chair |
| Members | 1 | Associate Vice-President, Learning Services (UBC Okanagan) | Ex Officio |
| | 4 | Persons | President |
| | 1 | <i>Librarian</i> elected by and from the <i>Librarians</i> associated with UBC Okanagan, other than the <i>University Librarian</i> | Librarians |
| | 3 | <i>Librarians</i> elected by and from the <i>Librarians</i> associated with UBC Vancouver, other than the <i>University Librarian</i> | Librarians |
| | 1 | Student elected by and from the students registered at UBC Okanagan | Students |
| | 1 | Student elected by and from the students registered at UBC Vancouver | Students |
| | 1 | Person selected by and from the UBC Okanagan Senate | Senate |
| | 1 | Person selected by and from the UBC Vancouver Senate | Senate |
| Additional Members | N/A | Such other person(s) as the President may choose to appoint | President |
| | N/A | One <i>Librarian</i> elected by and from the <i>Librarians</i> , other than the <i>University Librarian</i> , for each Additional Member appointed by the President | Librarians |
| | N/A | One student elected by and from the students registered at UBC Okanagan for every four Additional Members appointed by the President | Students |
| | N/A | One student elected by and from the students registered at UBC Vancouver for every four Additional Members appointed by the President | Students |
| | N/A | One person selected by and from the UBC Okanagan Senate for every four Additional Members appointed by the President | Senate |
| | N/A | One person selected by and from the UBC Vancouver Senate for every four Additional Members appointed by the President | Senate |

Policy 17 Passed: Anticipated Feb. 7, 2008
 Title: Appointment of Registrar and Librarians (Joint Senate and Board Policy)

- 5.2. **Student Member Elections:** For student members, the nominations and the elections are to be conducted in accordance with procedures satisfactory to the Registrar. The Registrar may authorize a student society to conduct the nominations and/or elections processes on his or her behalf.
- 5.3. **Senate Selections:** For Senators, the selection process is to be conducted in accordance with procedures satisfactory to the relevant Senate. Without limiting the generality of the foregoing, the Senate may authorize a committee (such as, for example, the Nominating Committee) to conduct the process or to simply nominate the Senators from that Senate.
- 5.4. **Appointment Term** The *University Librarian* may be appointed for up to 6 years per term.

6. Registrar

- 6.1. **Registrar:** For the selection of the *Registrar*, the President will convene an *Advisory Committee* with the following membership:

| For the selection of the Registrar | | | |
|------------------------------------|-----|---|---------------|
| Position | # | Source/Composition | Appointed by: |
| Chair | 1 | Vice President, Students | Ex Officio |
| Secretary | * | A member of the administrative staff of the Vice President, Students *(non-voting and not counted in quorum) | Chair |
| Members | 1 | Associate Vice-President, Students (UBC Okanagan) | Ex Officio |
| | 2 | Persons | President |
| | 2 | Members of the staff of the <i>Registrar's</i> Office elected by and from the members of the staff of the <i>Registrar's</i> Office, other than the <i>Registrar</i> | Staff |
| | 1 | Student elected by and from the students registered at UBC Okanagan | Students |
| | 1 | Student elected by and from the students registered at UBC Vancouver | Students |
| | 1 | Person selected by and from the UBC Okanagan Senate | Senate |
| | 1 | Person selected by and from the UBC Vancouver Senate | Senate |
| Additional Members | N/A | Such other person(s) as the President may choose to appoint | President |
| | N/A | One member of the staff of the <i>Registrar's</i> Office elected by and from the members of the staff of the <i>Registrar's</i> Office, other than the <i>Registrar</i> , for each Additional Member appointed by the President | Staff |

Policy 17 Passed: Anticipated Feb. 7, 2008
Title: Appointment of Registrar and Librarians (Joint Senate and Board Policy)

| | | |
|-----|---|----------|
| N/A | One student elected by and from the students registered at UBC Okanagan for every four Additional Members appointed by the President | Students |
| N/A | One student elected by and from the students registered at UBC Vancouver for every four Additional Members appointed by the President | Students |
| N/A | One person selected by and from the UBC Okanagan Senate for every four Additional Members appointed by the President | Senate |
| N/A | One person selected by and from the UBC Vancouver Senate for every four Additional Members appointed by the President | Senate |

6.2. **Student Member Elections:** For student members, the nominations and the elections are to be conducted in accordance with procedures satisfactory to the Vice President, Students. The Vice President, Students may authorize the incumbent *Registrar* or another person or entity, including a student society to conduct the nominations and/or elections processes on his or her behalf, notwithstanding the fact that the incumbent *Registrar* may be a candidate for appointment.

6.3. **Senate Selections:** For Senators, the selection process is to be conducted in accordance with procedures satisfactory to the relevant Senate. Without limiting the generality of the foregoing, the Senate may authorize a committee (such as, for example, the Nominating Committee) to conduct the process or to simply nominate the Senators from that Senate.

6.4. **Appointment Term:** The *Registrar* may be appointed for up to 6 years per term.

7. **Replacement of Advisory Committee Members**

7.1. **Vacancy or Inability to Participate:** If a member of an *Advisory Committee* becomes unwilling or unable to serve as a member of the *Advisory Committee* before it has completed its work the President may appoint a replacement member in his/her discretion. While the replacement member may be any person whose participation is expected to contribute significantly to the *Advisory Committee's* activities, the usual practice is for the President to replace a member from a stakeholder group with a person from that group. If the President does not appoint a replacement member, the *Advisory Committee* may complete its work notwithstanding the vacancy.

7.2. **Student Status:** If a student member of an *Advisory Committee* ceases to be a student at the University but remains willing and able to continue to serve as a member of the *Advisory Committee*, the President may permit the student to continue to serve or may appoint a replacement student member at his or her discretion.

Policy 17 Passed: Anticipated Feb. 7, 2008

Title: Appointment of Registrar and Librarians (Joint Senate and Board Policy)

8. **Customary Practices:** In making appointments to an *Advisory Committee*, including replacement appointments under Section 7, the President will consider gender balance.
9. **Procedures Not to Conflict:** Provided that they are not in conflict with this Policy, the Procedures associated with this Policy may be created and amended in the same way as the Procedures associated with any other Policy passed by the Board of Governors.

Policy 17 Passed: Anticipated Feb. 7, 2008
 Title: Appointment of Registrar and Librarians (Joint Senate and Board Policy)

Schedule to Policy # 17
Definitions and Other Interpretation Rules


1. Definitions

In Policy # 17 - Appointment of Registrar and Librarians (Joint Senate and Board Policy), the following terms have the meaning defined below, and shall have the same meaning in any Procedures associated with that Policy:

- a. **“Advisory Committee”** means an advisory committee to the President as defined in section 4.1.
- b. **“Librarians”** means the members of UBC’s professional librarian staff.
- c. **“Registrar”** means the Associate Vice President, Enrolment Services and Registrar.
- d. **“University Librarian”** means the person who is responsible for UBC’s overall library system across both UBC Okanagan and UBC Vancouver.
- e. **“Responsible Executive”** means:
 1. individual(s) assigned by the President, from time to time, to be responsible for this Policy and any associated Procedures; and
 2. any sub-delegate of that assigned responsible individual(s) except to the extent that the power to delegate is specifically excluded in this Policy or in the appointment by the President.

| | |
|--|--|
| <u>Approval of Policy</u> | |
| Certified Approved by Board of Governors | |
| <div style="border-bottom: 1px solid black; height: 20px; margin-bottom: 5px;"></div> (signature or seal) | <div style="border-bottom: 1px solid black; height: 20px; margin-bottom: 5px;"></div> Date Approved |
| <div style="border-bottom: 1px solid black; height: 20px; margin-bottom: 5px;"></div> Board Secretary | <div style="border-bottom: 1px solid black; height: 20px; margin-bottom: 5px;"></div> Date Signed/Sealed |

Policy 17 Passed: Anticipated Feb. 7, 2008 Procedure Ver 1
 Title: Appointment of Registrar and Librarians (Joint Senate and Board Policy)

| | | |
|---|---|---|
|  <p style="text-align: center;">Authorized Procedures to Policy # 17 Version: Passed: <i>Anticipated</i> Feb. 7, 2008</p> | <p>Procedure Version #: 1 (since adoption of last policy version)</p> | <p>Procedure History: 1) PENDING Next Review: TBD</p> |
| <p>Related Procedures, Materials, And Notes</p> | | |
| <p>Pursuant to Policy #1: Administration of Policies, "Procedures may be amended by the President, provided the new procedures conform to the approved policy. Such amendments are reported at the next meeting of the Board of Governors and are incorporated in the next publication of the UBC Policy and Procedure Handbook."</p> | | |
| <p>Pursuant to Policy #17 the President may delegate certain power to amend schedules.</p> | | |
| <p>End of Cover page / Cover Notes</p> | | |

PROCEDURES

1. ***Responsible Executive***

- 1.1. **Appointment:** The individuals assigned by the President to be responsible for Policy #17 and these associated Procedures are the Provost and Vice President Academic (UBC Vancouver) and the Vice President, Students.
- 1.2. **Sub-Delegation:** The Responsible Executives are not limited in sub-delegation of the duties hereunder but remain responsible for oversight and answerable to the President.

2. **Remuneration:** The form and amount of remuneration of the *Registrar* and the *University Librarian* must be established and documented in writing at or before the effective date of the appointment.

3. **Administrative Leaves**

- 3.1. As part of the terms of an appointment, the *University Librarian* and the *Registrar* may be granted an administrative leave, to be taken at the conclusion of the appointment, provided however that any such grant of administrative leave as well as any remuneration and/or benefits to be received by the *University Librarian* or the *Registrar* during any such administrative leave must be documented in writing at or before the effective date of the appointment. Recognizing that administrative leave is intended to provide for a reasonable period of time for senior administrators who are returning the academic ranks to focus on their scholarly and professional activities and to re-integrate with their disciplines before they resume their regular duties as faculty members or *Librarians*, administrative leave will only be granted to the *University Librarian* and the *Registrar* if they hold a tenured appointment and actually return to active


Policy 17 Passed: *Anticipated* Feb. 7, 2008 Procedure Ver 1
Title: Appointment of Registrar and Librarians (Joint Senate and Board Policy)

duty as a faculty member or a *Librarian* for at least one year immediately after the period of the administrative leave.

- 3.2. Time on administrative leave will not be included in years of service for the purpose of calculating study leave.
- 3.3. Any arrangements with respect to administrative leave that that were established and documented in writing prior to February 1, 2008 will not be affected by these Procedures.
- 3.4. Any deviations from the provisions of these Procedures dealing with administrative leave may only be made with the written approval of the President.

Policy 18 Passed: Anticipated Feb. 7, 2008

Title: Appointment of Designated Senior Academic Administrators (Joint Senate and Board Policy)

| | | | | |
|--|--|---|---|--|
|  <p>The University of British Columbia Board of Governors Okanagan Senate Vancouver Senate</p> | <p>Policy #: 18 Passed: <i>Anticipated</i> Feb. 7, 2008</p> | <p>History: 1) 2007 Approvals</p> <ul style="list-style-type: none"> • UBCO Senate <i>Anticipated</i> January 16, 2008 • UBCV Senate <i>Anticipated</i> January 23, 2008 • Board <i>Anticipated</i> February 7, 2008 <p>Next Review: <i>TBD</i></p> | | |
| | <p>Responsible Executive:</p> <ul style="list-style-type: none"> • President | | | |
| <p>Title:</p> <p style="text-align: center;">Appointment of Designated Senior Academic Administrators (Joint Senate and Board Policy)</p> | | | | |
| <p>Background and Purpose</p> <p>Section 27(2)(f) of the <i>University Act</i>, R.S.B.C. 1996 c. 468 empowers the Board of Governors, with the approval of the UBC Okanagan Senate and the UBC Vancouver Senate, to establish procedures for the recommendation and selection of candidates for senior academic administrators.</p> | | | | |
| <p>Note: Who Should Read This Policy</p> <table border="0" style="width: 100%;"> <tr> <td style="vertical-align: top; width: 50%;"> <p>Generally:</p> <ul style="list-style-type: none"> • Provost and Vice-President Academic (UBC Vancouver) • Deputy Provost (UBC Vancouver) • Vice-Provost and Associate Vice-President Academic Affairs (UBC Vancouver) • Vice-Provost and Associate Vice-President Academic Resources (UBC Vancouver) • Vice-President, Research • Associate Vice-President, Research • Deputy Vice-Chancellor (UBC Okanagan) • Provost (UBC Okanagan) </td> <td style="vertical-align: top; width: 50%;"> <p>Specifically:</p> <ul style="list-style-type: none"> • <i>Responsible Executive</i> • Members of Advisory Committees </td> </tr> </table> | | | <p>Generally:</p> <ul style="list-style-type: none"> • Provost and Vice-President Academic (UBC Vancouver) • Deputy Provost (UBC Vancouver) • Vice-Provost and Associate Vice-President Academic Affairs (UBC Vancouver) • Vice-Provost and Associate Vice-President Academic Resources (UBC Vancouver) • Vice-President, Research • Associate Vice-President, Research • Deputy Vice-Chancellor (UBC Okanagan) • Provost (UBC Okanagan) | <p>Specifically:</p> <ul style="list-style-type: none"> • <i>Responsible Executive</i> • Members of Advisory Committees |
| <p>Generally:</p> <ul style="list-style-type: none"> • Provost and Vice-President Academic (UBC Vancouver) • Deputy Provost (UBC Vancouver) • Vice-Provost and Associate Vice-President Academic Affairs (UBC Vancouver) • Vice-Provost and Associate Vice-President Academic Resources (UBC Vancouver) • Vice-President, Research • Associate Vice-President, Research • Deputy Vice-Chancellor (UBC Okanagan) • Provost (UBC Okanagan) | <p>Specifically:</p> <ul style="list-style-type: none"> • <i>Responsible Executive</i> • Members of Advisory Committees | | | |

Related Policies, Materials, and Notes**Note:**

- Policy #17 deals with the selection process for the Registrar and Librarians.
- Policy #21 deals with the selection process for Deans of Faculties, the Principal of the College of Health Disciplines, and the Principal of the College for Interdisciplinary Studies.
- This Policy deals with the selection process for other senior academic administrators designated by the Board of Governors
- Approvals from the Senates are required for this Policy per section 27(2)(f) of the *University Act*, R.S.B.C. 1996 c. 468.

End of Cover page / Cover Notes

Policy 18 Passed: Anticipated Feb. 7, 2008
Title: Appointment of Designated Senior Academic Administrators (Joint Senate and Board Policy)

POLICY TITLE: Appointment of Designated Senior Academic Administrators (Joint Senate and Board Policy)

1. Governing Principles

1.1. **Purpose:** This Policy is intended to:

1.1.1. comply with section 27(2)(f) of the *University Act*, R.S.B.C. 1996 c. 468 and, with the approval of the UBC Okanagan Senate and the UBC Vancouver Senate, to establish procedures for the selection and recommendation of candidates for *Designated Senior Academic Administrators*.

1.2. **Method:** To succeed in this purpose this Policy:

1.2.2. must be approved by the UBC Okanagan Senate, the UBC Vancouver Senate, and the Board of Governors, and not be amended without the same approvals; and

1.2.3. will describe the creation of committees advising the President on recruitment and selection of *Designated Senior Academic Administrators* before the President makes a recommendation to the Board of Governors.

2. Definitions and Interpretation Rules: A schedule to this Policy establishes the definitions of terms used in this Policy and any unique rules of interpretation that apply to this Policy.

3. Scope

3.1. General:

3.1.1. This Policy applies to all appointments of *Designated Senior Academic Administrators*.

3.1.2. The appointments of *Designated Senior Academic Administrators* are subject to the approval of the Board of Governors. The President shall provide advice and recommendations to the Board of Governors on the selection of *Designated Senior Academic Administrators*.

3.1.3. *Advisory Committees* are to be established at the call of the President to consider candidates for an appointment as a *Designated Senior Academic Administrator* and to advise the President on recommendations to the Board of Governors.

3.2. Exclusions: This Policy does not apply to appointments for positions other than *Designated Senior Academic Administrators*.

4. Advisory Committees

4.1. **President Convenes:** For the selection of candidates for *Designated Senior Academic Administrators*, the President shall convene an *Advisory Committee* to consider and advise the President on the candidates before the President makes a recommendation to the Board of Governors (“*Advisory Committee*”).

Policy 18 Passed: Anticipated Feb. 7, 2008
Title: Appointment of Designated Senior Academic Administrators (Joint Senate and Board Policy)

5. Deputy Vice-Chancellors

5.1. Currently, the President of the University holds the title of Deputy Vice-Chancellor for UBC Vancouver and the Vice-President, Academic and Research (UBC Okanagan) holds the title of Deputy Vice-Chancellor for UBC Okanagan. If, at some point in the future, it is determined that the position of Deputy Vice-Chancellor is to be held by a person other than the President in the case of UBC Vancouver or the Vice-President, Academic and Research (UBC Okanagan) in the case of UBC Okanagan, the President will convene an *Advisory Committee* with the membership set out in the table below. However, unless and until such a determination is made, the normal selection process for the President or for the Vice-President, Academic and Research (UBC Okanagan), as applicable, will be used and the balance of this section 5 shall be of no effect.

| For the selection of a Deputy Vice-Chancellor | | | |
|---|---------|--|-------------------------------|
| Position | # | Source/Composition | Selected by: |
| Chair | 1 | President | Ex Officio |
| Secretary | * | A member of the administrative staff of the President *(non-voting and not counted in quorum) | Chair |
| Members | 3 | Persons appointed by the President from the members of the Board of Governors | President |
| | 3 | Person selected by and from the UBC Okanagan Senate or the UBC Vancouver Senate, as applicable | Senate |
| | 1 | Faculty member from UBC Okanagan or UBC Vancouver, as applicable, who does not hold an administrative appointment, selected by the Senior Appointments Committee | Senior Appointments Committee |
| | 1 | Student elected by and from the students registered at UBC Okanagan or UBC Vancouver, as applicable | Students |
| Additional Members | Up to 2 | Associate Vice-Presidents or Directors of units within the portfolio of the Deputy Vice-Chancellor as the President may choose to appoint | President |
| | N/A | Such other person(s) as the President may choose to appoint | President |

5.2. **Student Member Elections:** For student members, the nominations and the elections are to be conducted in accordance with procedures satisfactory to the Registrar. The Registrar may authorize a student society to conduct the nominations and/or elections processes on his or her behalf.

5.3. **Senate Selections:** For Senators, the selection process is to be conducted in accordance with procedures satisfactory to the relevant Senate. Without limiting the generality of the foregoing, the Senate may authorize a committee (such as,

Policy 18 Passed: Anticipated Feb. 7, 2008
 Title: Appointment of Designated Senior Academic Administrators (Joint Senate and Board Policy)

for example, the Nominating Committee) to conduct the process or to simply nominate the Senators from that Senate.

5.4. **Senior Appointments Committee Selections:** For members selected by the Senior Appointments Committee, the selection process is to be conducted in accordance with procedures satisfactory to the Senior Appointments Committee. Without limiting the generality of the foregoing, the Senior Appointments Committee may authorize a committee to conduct the process or may simply nominate the faculty members.

5.5. **Appointment Term** A Deputy Vice-Chancellor may be appointed for up to 6 years per term.

6. Academic Vice Presidents

6.1. The *University Act* refers to an “academic vice president” at each of UBC Okanagan and UBC Vancouver (the “*Academic Vice Presidents*”). At UBC Okanagan, the *Academic Vice President* carries the title “Vice President, Academic and Research”. At UBC Vancouver, the *Academic Vice President* carries the title “Provost and Vice President Academic”. For the selection of an *Academic Vice President*, the President will convene an *Advisory Committee* with the following membership:

| For the selection of an Academic Vice President | | | |
|--|----------|--|-------------------------------|
| Position | # | Source/Composition | Selected by: |
| Chair | 1 | President | Ex Officio |
| Secretary | * | A member of the administrative staff of the President *(non-voting and not counted in quorum) | Chair |
| Members | 3 | Persons appointed by the President from the members of the Board of Governors | President |
| | 3 | Person selected by and from the UBC Okanagan Senate or the UBC Vancouver Senate, as applicable | Senate |
| | 1 | Faculty member from UBC Okanagan or UBC Vancouver, as applicable, who does not hold an administrative appointment, selected by the Senior Appointments Committee | Senior Appointments Committee |
| | 1 | Student elected by and from the students registered at UBC Okanagan or UBC Vancouver, as applicable | Students |

6.2. **Student Member Elections:** For student members, the nominations and the elections are to be conducted in accordance with procedures satisfactory to the Registrar. The Registrar may authorize a student society to conduct the nominations and/or elections processes on his or her behalf.

6.3. **Senate Selections:** For Senators, the selection process is to be conducted in accordance with procedures satisfactory to the relevant Senate. Without limiting

Policy 18 Passed: Anticipated Feb. 7, 2008
Title: Appointment of Designated Senior Academic Administrators (Joint Senate and Board Policy)

the generality of the foregoing, the Senate may authorize a committee (such as, for example, the Nominating Committee) to conduct the process or to simply nominate the Senators from that Senate.

6.4. **Senior Appointments Committee Selections:** For members selected by the Senior Appointments Committee, the selection process is to be conducted in accordance with procedures satisfactory to the Senior Appointments Committee. Without limiting the generality of the foregoing, the Senior Appointments Committee may authorize a committee to conduct the process or may simply nominate the faculty members.

6.5. **Appointment Term:** An *Academic Vice President* may be appointed for up to 6 years per term.

7. **Vice President, Research**

7.1. For the selection of the Vice President, Research, the President will convene an *Advisory Committee* with the following membership:

| For the selection of the Vice President, Research | | | |
|--|----------|---|-------------------------------|
| Position | # | Source/Composition | Selected by: |
| Chair | 1 | President | Ex Officio |
| Secretary | * | A member of the administrative staff of the President *(non-voting and not counted in quorum) | Chair |
| Members | 3 | Persons appointed by the President from the members of the Board of Governors | President |
| | 1 | Person selected by and from the UBC Okanagan Senate | Senate |
| | 2 | Persons selected by and from the UBC Vancouver Senate | Senate |
| | 1 | Faculty member who does not hold an administrative appointment, selected by the Senior Appointments Committee | Senior Appointments Committee |
| | 1 | Student elected by and from the graduate students registered at UBC Okanagan | Students |
| | 1 | Student elected by and from the graduate students registered at UBC Vancouver | Students |
| Additional Members | Up to 2 | Associate Vice-Presidents or Directors of units within the portfolio of the Vice President, Research as the President may choose to appoint | President |
| | N/A | Such other person(s) as the President may choose to appoint | President |

7.2. **Student Member Elections:** For student members, the nominations and the elections are to be conducted in accordance with procedures satisfactory to the

Policy 18 Passed: Anticipated Feb. 7, 2008
 Title: Appointment of Designated Senior Academic Administrators (Joint Senate and Board Policy)

Registrar. The Registrar may authorize a student society to conduct the nominations and/or elections processes on his or her behalf.

- 7.3. **Senate Selections:** For Senators, the selection process is to be conducted in accordance with procedures satisfactory to the relevant Senate. Without limiting the generality of the foregoing, the Senate may authorize a committee (such as, for example, the Nominating Committee) to conduct the process or to simply nominate the Senators from that Senate.
- 7.4. **Senior Appointments Committee Selections:** For members selected by the Senior Appointments Committee, the selection process is to be conducted in accordance with procedures satisfactory to the Senior Appointments Committee. Without limiting the generality of the foregoing, the Senior Appointments Committee may authorize a committee to conduct the process or may simply nominate the faculty members.
- 7.5. **Appointment Term:** The Vice President, Research may be appointed for up to 6 years per term.

8. Academic Associate Vice-Presidents

- 8.1. For the selection of an *Academic Associate Vice-President*, the President will convene an *Advisory Committee* with the following membership:

| For the selection of an Academic Associate Vice-President other than the Associate Vice-President, Research | | | |
|--|----------|--|-------------------------------|
| Position | # | Source/Composition | Selected by: |
| Chair | 1 | The Vice President to whom the <i>Academic Associate Vice-President</i> will report | Ex Officio |
| Secretary | * | A member of the administrative staff of the Chair *(non-voting and not counted in quorum) | Chair |
| Members | 3 | Persons appointed by the President | President |
| | 3 | Person selected by and from the UBC Okanagan Senate or the UBC Vancouver Senate, as applicable | Senate |
| | 1 | Faculty member from UBC Okanagan or UBC Vancouver, as applicable, who does not hold an administrative appointment, selected by the Senior Appointments Committee | Senior Appointments Committee |
| | 2 | Students elected by and from the students registered at UBC Okanagan or UBC Vancouver, as applicable | Students |

Policy 18 Passed: Anticipated Feb. 7, 2008
 Title: Appointment of Designated Senior Academic Administrators (Joint Senate and Board Policy)

| For the selection of the Associate Vice-President, Research | | | |
|--|----------|--|-------------------------------|
| Position | # | Source/Composition | Selected by: |
| Chair | 1 | The Vice President, Research | Ex Officio |
| Secretary | * | A member of the administrative staff of the Chair *(non-voting and not counted in quorum) | Chair |
| Members | 3 | Persons appointed by the President, at least 1 of whom is a staff member from within the portfolio of the Vice President, Research | President |
| | 1 | Person selected by and from the UBC Okanagan Senate | Senate |
| | 1 | Person selected by and from the UBC Vancouver Senate | Senate |
| | 1 | Faculty member from UBC Okanagan who does not hold an administrative appointment, selected by the Senior Appointments Committee | Senior Appointments Committee |
| | 1 | Faculty member from UBC Vancouver who does not hold an administrative appointment, selected by the Senior Appointments Committee | Senior Appointments Committee |
| | 1 | Student elected by and from the graduate students registered at UBC Okanagan | Students |
| | 1 | Student elected by and from the graduate students registered at UBC Vancouver | Students |

8.2. **Student Member Elections:** For student members, the nominations and the elections are to be conducted in accordance with procedures satisfactory to the Registrar. The Registrar may authorize a student society to conduct the nominations and/or elections processes on his or her behalf.

8.3. **Senate Selections:** For Senators, the selection process is to be conducted in accordance with procedures satisfactory to the relevant Senate. Without limiting the generality of the foregoing, the Senate may authorize a committee (such as, for example, the Nominating Committee) to conduct the process or to simply nominate the Senators from that Senate.

8.4. **Senior Appointments Committee Selections:** For members selected by the Senior Appointments Committee, the selection process is to be conducted in accordance with procedures satisfactory to the Senior Appointments Committee. Without limiting the generality of the foregoing, the Senior Appointments Committee may authorize a committee to conduct the process or may simply nominate the faculty members.

8.5. **Appointment Term:** An *Academic Associate Vice-President* may be appointed for up to 6 years per term.

9. **Replacement of Advisory Committee Members**

Policy 18 Passed: Anticipated Feb. 7, 2008
Title: Appointment of Designated Senior Academic Administrators (Joint Senate and Board Policy)

- 9.1. Vacancy or Inability to Participate:** If a member of an *Advisory Committee* becomes unwilling or unable to serve as a member of the *Advisory Committee* before it has completed its work the President may appoint a replacement member in his/her discretion. While the replacement member may be any person whose participation is expected to contribute significantly to the *Advisory Committee's* activities, the usual practice is for the President to replace a member from a stakeholder group with a person from that group. If the President does not appoint a replacement member, the *Advisory Committee* may complete its work notwithstanding the vacancy.
- 9.2. **Student Status:** If a student member of an *Advisory Committee* ceases to be a student at the University but remains willing and able to continue to serve as a member of the *Advisory Committee*, the President may permit the student to continue to serve or may appoint a replacement student member at his or her discretion.
10. **Customary Practices:** In making appointments to an *Advisory Committee*, including replacement appointments under Section 9, the President will consider gender balance.
11. **Procedures Not to Conflict:** Provided that they are not in conflict with this Policy, the Procedures associated with this Policy may be created and amended in the same way as the Procedures associated with any other Policy passed by the Board of Governors.

Policy 18 Passed: Anticipated Feb. 7, 2008
 Title: Appointment of Designated Senior Academic Administrators (Joint Senate and Board Policy)

Schedule to Policy # 18
Definitions and Other Interpretation Rules


1. Definitions

In Policy # 18 - Appointment of Designated Senior Academic Administrators (Joint Senate and Board Policy), the following terms have the meaning defined below, and shall have the same meaning in any Procedures associated with that Policy:

- a. **“Advisory Committee”** means an advisory committee to the President as defined in section 4.1.
- b. **“Designated Senior Academic Administrators”** means the following:
 - 1. Deputy Vice-Chancellors;
 - 2. *Academic Vice Presidents*;
 - 3. Vice President, Research; and
 - 4. *Academic Associate Vice-Presidents*.
- c. **“Academic Vice Presidents”** means the following:
 - 1. Provost and Vice President Academic (UBC Vancouver); and
 - 2. Vice President, Academic and Research (UBC Okanagan).
- d. **“Academic Associate Vice-Presidents”** means the individuals designated as such by the President, from time to time, in the Procedures associated with this Policy.
- e. **“Responsible Executive”** means:
 - 3. individual(s) assigned by the President, from time to time, to be responsible for this Policy and any associated Procedures; and
 - 4. any sub-delegate of that assigned responsible individual(s) except to the extent that the power to delegate is specifically excluded in this Policy or in the appointment by the President.

| | |
|--|--------------------------|
| <u>Approval of Policy</u> | |
| Certified Approved by Board of Governors <div style="text-align: center;">(signature or seal)</div> | <hr/> Date Approved |
| <hr/> Board Secretary | <hr/> Date Signed/Sealed |

Policy 18 Passed: Anticipated Feb. 7, 2008 Procedure Ver
 Title: Appointment of Designated Senior Academic Administrators (Joint Senate and
 Board Policy)

| | | |
|---|---|--|
|  <p style="text-align: center;">Authorized Procedures to Policy # 18 Version: Passed: <i>Anticipated</i> Feb. 7, 2008</p> | <p>Procedure Version #: 1 (since adoption of last policy version)</p> | <p>Procedure History: 1) PENDING Next Review: TBD</p> |
| <p>Related Procedures, Materials, And Notes</p> | | |
| <p>Pursuant to Policy #1: Administration of Policies, "Procedures may be amended by the President, provided the new procedures conform to the approved policy. Such amendments are reported at the next meeting of the Board of Governors and are incorporated in the next publication of the UBC Policy and Procedure Handbook."</p> | | |
| <p>Pursuant to Policy #18 the President may delegate certain power to amend schedules.</p> | | |
| <p>End of Cover page / Cover Notes</p> | | |

PROCEDURES

1. **Responsible Executive**
 - 1.1. **Appointment:** The individual responsible for Policy #18 and these associated Procedures is the President.
 - 1.2. **Sub-Delegation:** The Responsible Executive is not limited in sub-delegation of the duties hereunder but remains responsible for oversight.
2. **Academic Associate Vice-Presidents:** The following individuals are designated as *Academic Associate Vice-Presidents*:
 - 2.1. Deputy Provost (UBC Vancouver);
 - 2.2. Vice Provost and Associate Vice-President, Academic Affairs (UBC Vancouver);
 - 2.3. Vice Provost and Associate Vice-President, Academic Resources (UBC Vancouver);
 - 2.4. Provost (UBC Okanagan); and
 - 2.5. Associate Vice President, Research.
3. **Remuneration:** The form and amount of remuneration of *Designated Senior Academic Administrators* must be established and documented in writing at or before the effective date of the appointment.
4. **Administrative Leaves**
 - 4.1. As part of the terms of an appointment, a *Designated Senior Academic Administrators* may be granted an administrative leave, to be taken at the conclusion of the appointment, provided however that any such grant of

Policy 18 Passed: *Anticipated* Feb. 7, 2008 Procedure Ver
Title: Appointment of Designated Senior Academic Administrators (Joint Senate and
Board Policy)

administrative leave as well as any remuneration and/or benefits to be received by the *Designated Senior Academic Administrator* during any such administrative leave must be documented in writing at or before the effective date of the appointment. Recognizing that administrative leave is intended to provide for a reasonable period of time for senior administrators who are returning the academic ranks to focus on their scholarly and professional activities and to re-integrate with their disciplines before they resume their regular duties as faculty members, administrative leave will only be granted to the *Designated Senior Academic Administrator* if he/she holds a tenured appointment and actually returns to active duty as a faculty member for at least one year immediately after the period of the administrative leave.

- 4.2. Time on administrative leave will not be included in years of service for the purpose of calculating study leave.
- 4.3. Any arrangements with respect to administrative leave for a *Designated Senior Academic Administrator* that that were established and documented in writing prior to February 1, 2008 will not be affected by these Procedures.
- 4.4. Any deviations from the provisions of these Procedures dealing with administrative leave may only be made with the written approval of the President.

THE UNIVERSITY OF BRITISH COLUMBIA | OKANAGAN



OKANAGAN SENATE SECRETARIAT

Enrolment Services
Senate and Curriculum Services

3333 University Way
Kelowna, BC · V1V 1V7
Tel: (250) 807-9259 · Fax: (250) 807-8007
lisa.collins@ubc.ca
kelly.ross@ubc.ca

16 January 2008

To: Okanagan Senate

From: Brian Silzer, Associate Vice-President, Enrolment Services and Registrar

Subject: Enrolment Report 2007/2008 (information)

The publication *UBC Annual Report on Enrolment 2007/2008* is enclosed.

Attached please find documents that support the Enrolment Report 2007/2008 as listed:

- UBC Okanagan 2007 - Faculty of Critical and Creative Studies – Undergraduate Enrolment Headcount and FTE, Domestic, Winter Session
- UBC Okanagan 2007 – Undergraduate Enrolment Headcount and FTE, Domestic - Summer Session
- UBC Okanagan 2007 – Undergraduate Enrolment Headcount and FTE, Domestic - Winter Session
- UBC Okanagan 2007 – Undergraduate Enrolment Headcount and FTE, International – Winter Session
- UBC Vancouver and UBC Okanagan 2007 Graduate Enrolment Headcount, Domestic and International, Winter Session
- UBC Vancouver 2007 – Undergraduate Enrolment Headcount and FTE, Domestic - Summer Session
- UBC Vancouver 2007 – Undergraduate Enrolment Headcount and FTE, Domestic - Winter Session
- UBC Vancouver 2007 – Undergraduate Enrolment Headcount and FTE, International – Winter Session

Respectfully submitted,

Mr. Brian Silzer
Associate Vice-President & Registrar, Enrolment Services



Enrolment Services: Annual Report on Enrolment 2007



YOUR
ENROLMENT
SERVICES



THE UNIVERSITY OF BRITISH COLUMBIA VANCOUVER | OKANAGAN

The University of British Columbia is recognized nationally and internationally as one of the world's leading public universities. At the core of our reputation is our student body. The ability to attract the best and the brightest students from BC, Canada and around the world is key to UBC maintaining its global reputation.

As the oldest degree granting institution in BC, UBC has long enjoyed an outstanding reputation within the province. But the post-secondary landscape is changing and both our environment and our aspirations are in flux.

The current environment is defined by student choice. Between 2001 and 2004, provinces across Canada responded to overcrowding in universities and colleges by dramatically increasing the number of student seats. This increased capacity arrived at a time when the number of students graduating from secondary schools in Canada was dropping and demographers were predicting this decline would continue until at least 2010.

Today's increased capacity means GPA admission cut-offs are coming down, making it easier to gain admission to post-secondary institutions. Students are responding with applications to multiple institutions; survey data tells us that over 60% of secondary school applicants to UBC who identified us as their top choice also applied to other universities.

Recent developments in the BC Ministry of Education also encourage student choice. With increasing availability of distance and continuing education courses, and, most notably, new graduation requirements making the majority of Grade 12 provincial examinations optional, BC students have come to expect more choice in pursuing their education.

As a result, universities across Canada are targeting BC for undergraduate student recruitment. Some of Canada's top universities no longer require BC students to write provincial examinations. Offers of admission are being made earlier in the cycle (with many schools using Grade 11 grades to admit top students). BC secondary school counsellors confirm an increase in requests from out of province universities wanting access to their students. And a booming economy means that students are more likely to consider a variety of post-secondary options.

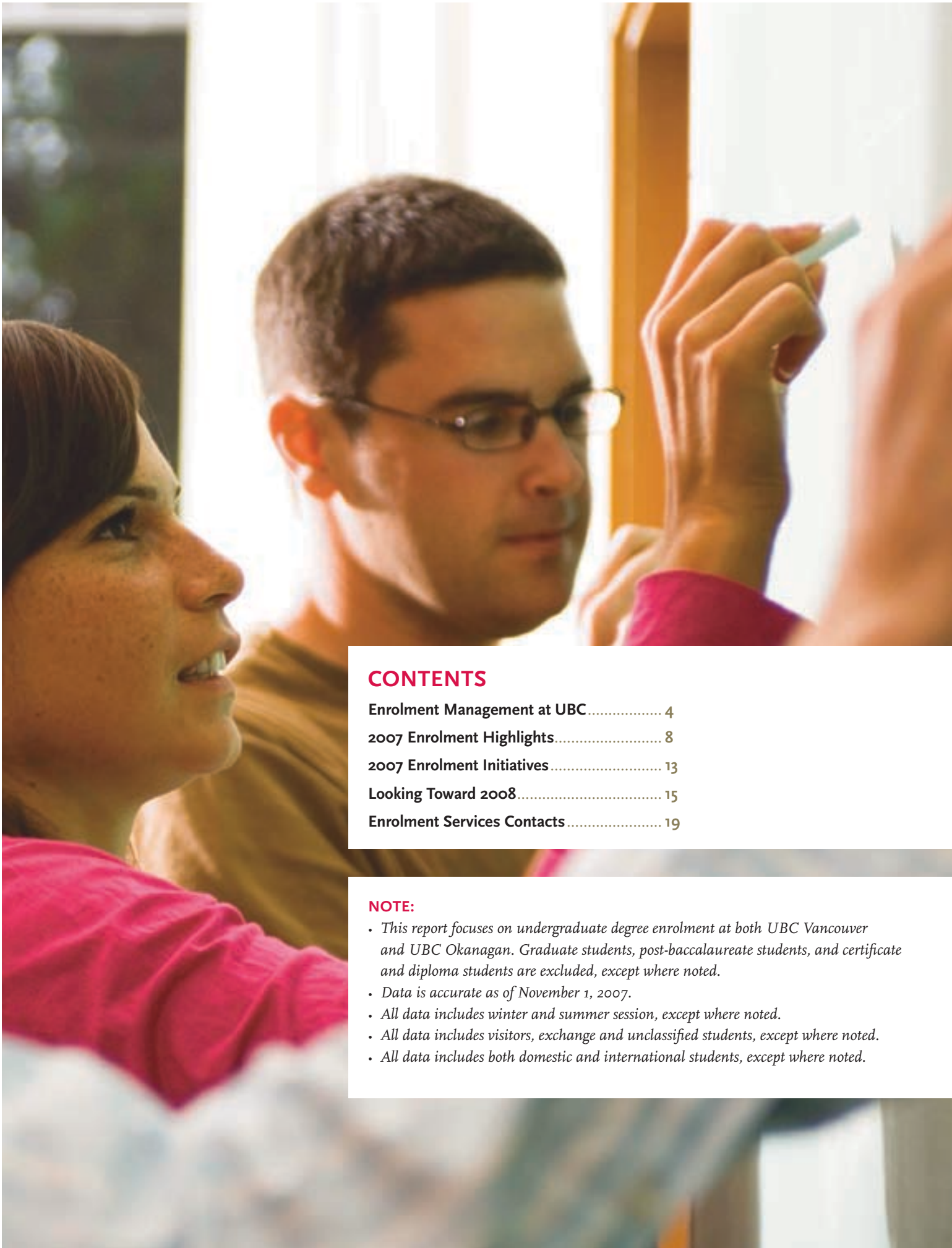
BC students are responding. In a year when there were fewer BC Grade 12 students, peer universities in central Canada report a 10% to 15% increase in the number of first-year students from BC high schools. For the first time in 18 years, the number of applications to UBC from Vancouver secondary school students decreased. The yield rate for BC secondary school students – the proportion of admitted BC students who register and attend classes at UBC – also dropped.

With approximately three-quarters of our new first-year students traditionally coming from BC, UBC is dependent upon a local market that is clearly changing.

Despite the increase in competition and the challenges this brings, our aspirations as an institution are higher than ever. UBC's desire to maintain a national and international reputation requires that we maintain a national and international presence. This at a time when it is more challenging than ever to recruit further afield.

There have been significant accomplishments over the past year. Admission practices have been streamlined. Enrolment continues to grow at UBC Okanagan. And our incoming class is as diverse and academically capable as ever before.

This report, the second annual Enrolment Service: Report on Enrolment, is intended to give you a broader perspective on both our challenges and our accomplishments. Inside you will learn how 9,086 new undergraduate students came to join our community over the past year. You will see the metrics and the processes detailing how UBC has performed in today's competitive post-secondary environment. Finally, you will read about issues that require broad engagement from UBC faculty, staff and stakeholders in order to ensure that UBC continues to bring the best and the brightest students to our campuses.



CONTENTS

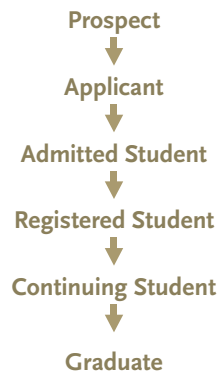
| | |
|----------------------------------|----|
| Enrolment Management at UBC..... | 4 |
| 2007 Enrolment Highlights..... | 8 |
| 2007 Enrolment Initiatives..... | 13 |
| Looking Toward 2008..... | 15 |
| Enrolment Services Contacts..... | 19 |

NOTE:

- *This report focuses on undergraduate degree enrolment at both UBC Vancouver and UBC Okanagan. Graduate students, post-baccalaureate students, and certificate and diploma students are excluded, except where noted.*
- *Data is accurate as of November 1, 2007.*
- *All data includes winter and summer session, except where noted.*
- *All data includes visitors, exchange and unclassified students, except where noted.*
- *All data includes both domestic and international students, except where noted.*

ENROLMENT MANAGEMENT AT UBC

From an enrolment management perspective, there are six stages that a student moves through during their post-secondary education:



UBC's Student Recruitment and Advising and Undergraduate Admissions units work primarily with students in the first four stages (prospect through registered student). It should be noted that Student Recruitment and Advising works with prospective domestic students whereas the International Student Initiative works with prospective international students. All undergraduate applications, regardless of citizenship, are managed by Undergraduate Admissions.

PROSPECT

For many prospective students, their first impression of UBC comes from meeting a UBC Student Recruiter-Advisor. During the 2006/07 cycle, our team of nine Student Recruiter-Advisors (both in Vancouver and Kelowna) travelled across BC and the rest of Canada to meet with prospective students and their families. In total, we visited over 400 schools in nine provinces throughout the fall of 2006.

Of course, recruitment of a prospective student does not end when the student applies. In February and April 2007, Student Recruitment & Advising staff partnered with various faculties to re-visit selected communities across Canada and offer on-campus events to meet with applicants and admitted students.

Throughout the year, over 7,000 visitors participated in a campus tour at UBC Vancouver or UBC Okanagan, including 67 school groups. In addition, over 3,600 prospective students met with a Student Recruiter-Advisor for an advising appointment to help plan their academic path to UBC.

APPLICANT

Overall, UBC Vancouver saw an increase in undergraduate applications in 2007, whereas UBC Okanagan experienced a slight decrease over the previous year.

The 2006/07 BC secondary school graduating class was approximately 4% smaller than in 2006 and both UBC Vancouver and UBC Okanagan saw a corresponding decrease in applications from BC high school students. However, as evidenced by Chart 1, UBC Vancouver compensated with applications from students from other national and international jurisdictions. As the 2007/08 BC Grade 12 class is more or less the same size as its predecessor, maintaining a diverse applicant pool in 2008 will be critical to ensuring steady enrolment management at UBC.

It is interesting to note from Chart 2 that UBC Okanagan admitted more students than actually applied to UBC Okanagan. This is the result of second choice applications and "alternate offers of admission", where applicants who were unsuccessful in their application to UBC Vancouver received an offer from UBC Okanagan¹. This technique has proven effective in helping UBC Okanagan attain its ambitious enrolment targets; in 2007, 129 students who applied to UBC Vancouver chose to accept an alternate offer to UBC Okanagan.

In total, UBC Undergraduate Admissions processed 34,762 applications (including currently attending UBC students wanting to change programs), received 95,889 academic transcripts (a 2% increase over the previous year), and evaluated 37,852 program choices (an 8% increase).

ADMITTED STUDENTS

In 2007, 76% of all secondary school applicants to UBC who completed their admission files (i.e. provided all the information requested by UBC) were admitted to either their first or second choice of program. This rate of admissibility is almost identical to what it was ten years ago. This consistency in admissibility is the result of an increase in student performance and enrolment management techniques that have become more sophisticated, ensuring less fluctuation in GPA cut-offs throughout the cycle.

¹ All undergraduate applicants to UBC can identify a maximum of two program or campus choices on their application form.

Chart 1: UBC Vancouver, New to UBC Enrolment, 1997–2007

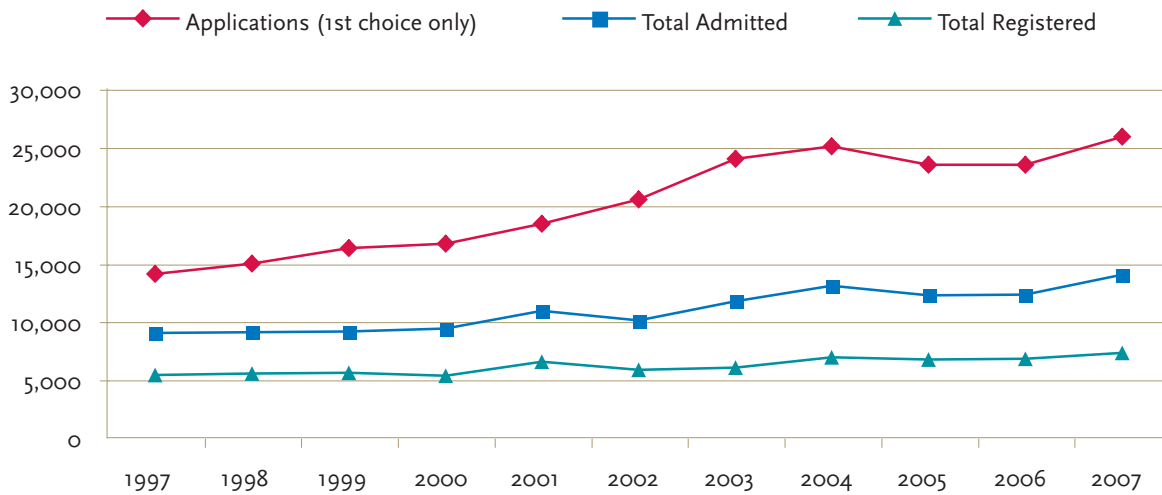
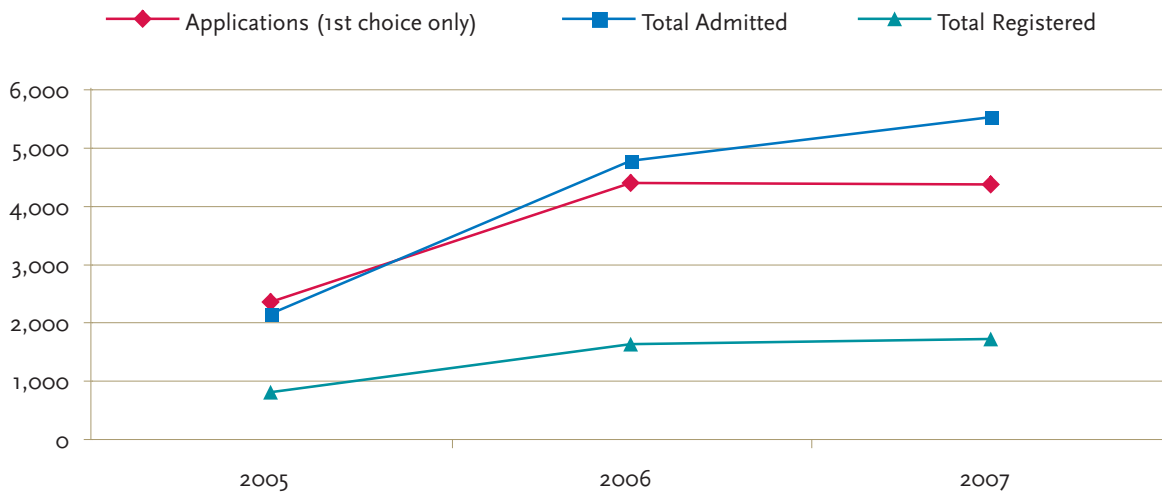


Chart 2: UBC Okanagan, New to UBC Enrolment, 2005–2007



An increase in application volume with a decrease in registration rate (the proportion of admitted students who accept the offer of admission) suggests that prospective students are applying to more post-secondary institutions. As a result, UBC must admit more students to yield the same number of registrants. For example, in 1997, UBC had to admit 1.66 students for every student it registered; by 2007, that ratio has increased to 1.90. Making more offers of admission increases UBC’s susceptibility to over-enrolment and requires Enrolment Services to pay very close attention to registration rates.

Despite the increase in volume and complexity of undergraduate applications, the 2007 winter and summer offers of admission were made faster than ever before. Chart 3 shows the proportion of total admitted students by date throughout recent admission cycles.

Chart 3: Timing of Undergraduate Offers of Admission, 2005–2007

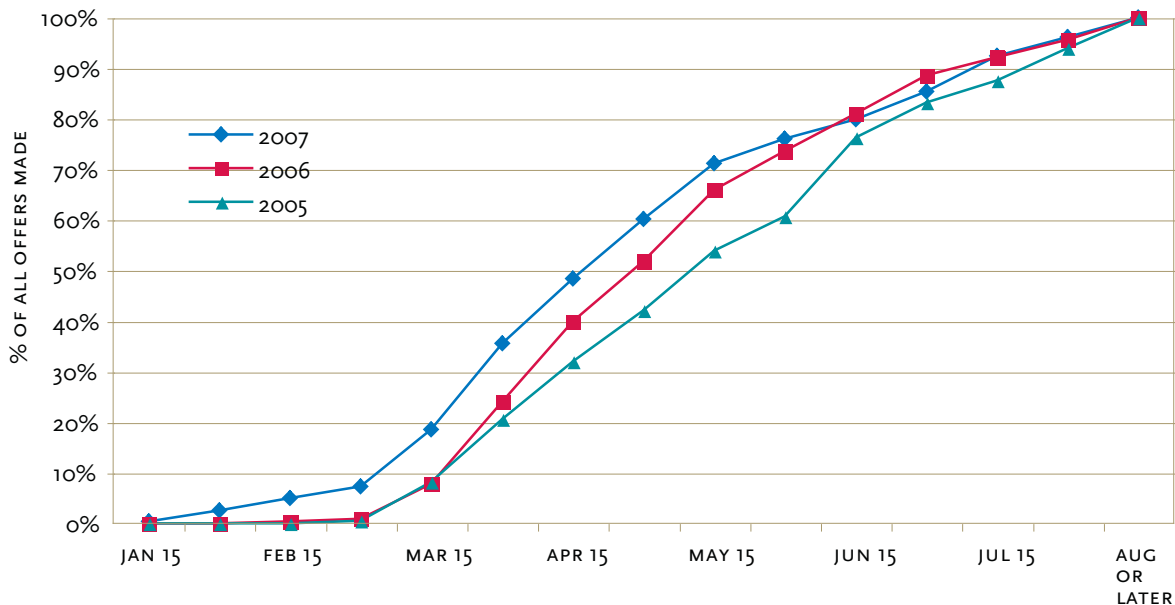
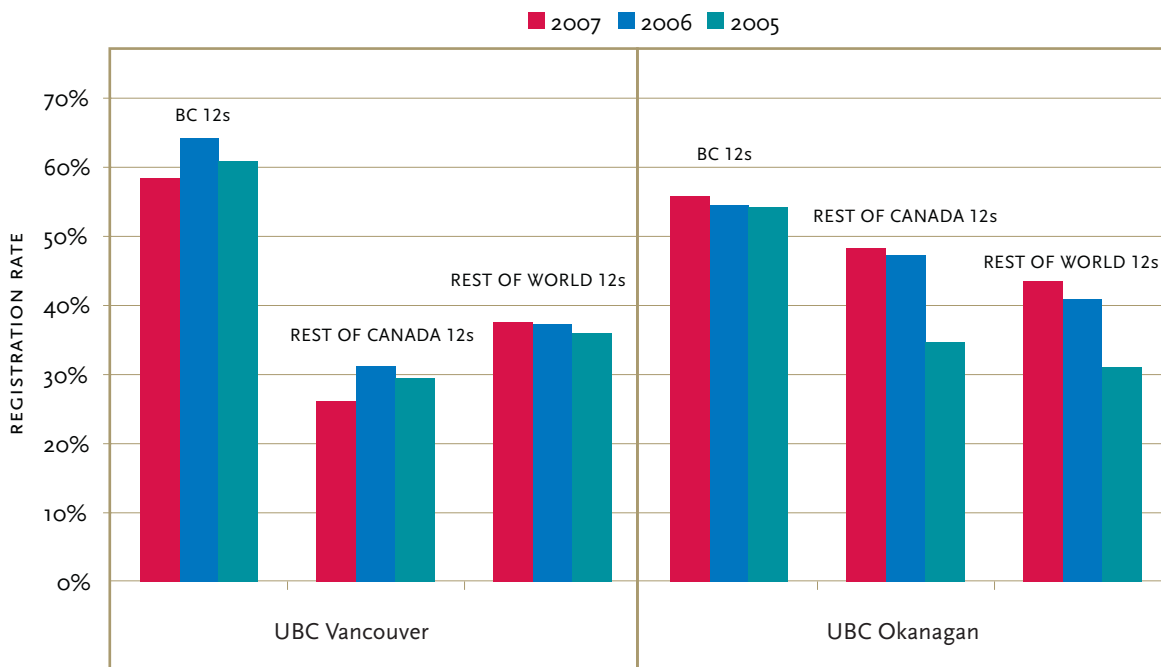


Chart 4: Admitted (1st Choice) Secondary School Students, Registration Rate, UBC Vancouver and Okanagan, 2005–2007



REGISTERED STUDENTS

Generally speaking, UBC Vancouver received an increase in first choice applications from secondary school students, but experienced a decrease in registration rates. UBC Okanagan experienced the opposite: a decrease in first choice applicants, but an increase in the proportion of admitted students who accepted the offer of admission. This suggests that although UBC Okanagan recruited fewer applicants, the students who did apply were more serious with their applications than in previous years.

In 2007, 49% of admitted secondary school applicants accepted UBC's offer; in 2006 that number was 53%. This decrease was particularly noted in BC Grade 12s (57% in 2007, down from 62% in 2006), and specifically from the Vancouver school district (63% in 2007, down from 72% in 2006).

Decreases in registration rates can trigger a reduction in GPA admission cut-offs very late in the cycle in order to admit more students and fill remaining seats. This is evidenced in the decline in the Vancouver Faculty of Science's May to September GPA cut-offs shown in Table 2.

Applying to multiple institutions gives students a lot of choice, but it makes enrolment management more difficult for institutions. A survey of students admitted to UBC Vancouver in 2007 indicated that on average, secondary school applicants applied to three post-secondary institutions for September 2007. Of the secondary school applicants who identified UBC Vancouver as their top choice, 62% indicated they applied to other institutions.

2007 ENROLMENT HIGHLIGHTS

1. UBC's total enrolment now exceeds 49,000 students.

- 44,660 undergraduate, post-baccalaureate, diploma, and graduate students (continuing or on leave) enrolled at UBC Vancouver, a 2.5% increase over Winter 2006.
- 4,857 undergraduate, post-baccalaureate and graduate students (continuing or on leave) enrolled at UBC Okanagan, a 17.6% increase over Winter 2006.

– Source: *Planning and Institutional Research*

2. Demand for UBC remained healthy in 2007.

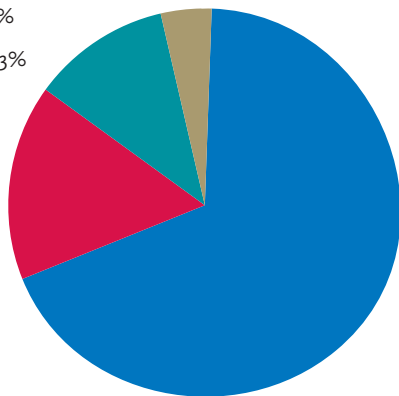
- On the Vancouver campus, undergraduate applications for winter session were up 3% among domestic applicants and up 8% among international applicants over the previous year.
- On the Okanagan campus, undergraduate applications for winter session were down 5% for both domestic and international students from 2006, but up 91% and 185% (respectively) over 2005, the initial year of UBC Okanagan operation.

In terms of BC's secondary school graduating class of 2006,

- UBC Vancouver received 8,660 winter session applications from domestic students, a decrease of 4% over 2006, and
- UBC Okanagan received 1,587, a decrease of 3% over 2006.

Chart 5: New To UBC, Vancouver & Okanagan, Undergraduate Degree Students, by Year Level, 2007

- Year 1 70%
- Year 2 16%
- Year 3 11%
- Year 4/5 3%



3. This year, UBC welcomed 9,086 new undergraduate degree students to our two campuses.

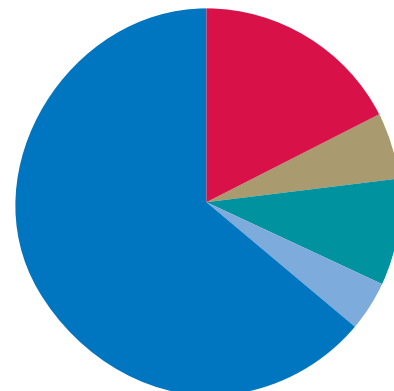
- UBC Okanagan replicated its strong performance in 2006, when the incoming class doubled in size over the previous year.
- UBC Vancouver enrolled 4,694 new students from secondary school. Another 2,675 students transferred to UBC from another post-secondary institution. Overall, UBC Vancouver experienced an 8% increase over 2006.
- UBC Okanagan enrolled 1,115 new students from secondary school and 602 new transfer students, for an overall increase of 6% over 2006.

4. New students to UBC continue to be a diverse group.

Although we typically think of an incoming class of students as fresh-faced 17 year-olds entering first-year, in reality, new students to UBC campuses continue to be a much more diverse group.

Chart 6: New To UBC, Vancouver & Okanagan, Undergraduate Degree Students by Last Institution Attended, 2007

- Secondary School 65%
- BC College 17%
- Other BC Post-Secondary <1%
- BC University 5%
- Canadian Post-Secondary 9%
- Out of Country Post-Secondary 4%



5. UBC will provide over \$52 million in the form of awards, bursaries and fellowships.

- \$48 million is earmarked for distribution amongst Vancouver’s 44,660 students.
- \$4 million is earmarked for UBC Okanagan’s 4,857 students.
- UBC continues to be one of the few universities in Canada with a policy that no qualified domestic student be denied access for financial reasons alone.

6. UBC’s Full Time Equivalencies in 2007–2008 are projected to be 99.4% of funded target.

UBC reports enrolment to the provincial government in terms of Full Time Equivalencies (FTEs) as opposed to headcount; this calculation weights student enrolment by course load. The following is accurate as of November 1st, 2007 and does not include international students.

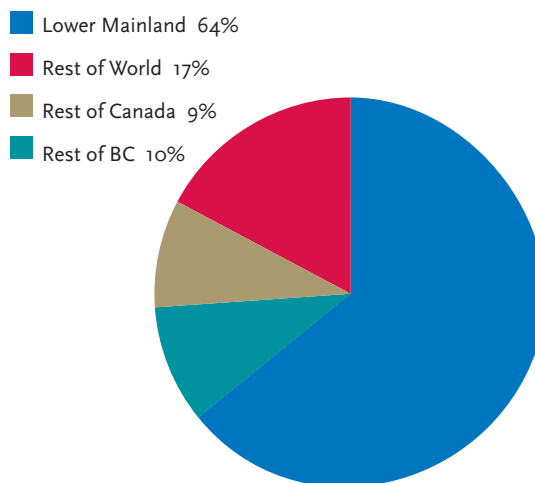
- All Undergraduate 32,045
 - Undergraduate – UBC Vancouver 28,284
 - Undergraduate – UBC Okanagan 3,761
- All Graduate 6,874
 - Graduate – UBC Vancouver 6,713
 - Graduate – UBC Okanagan 161
- Total Annualized FTE 38,919
- Total Funded Target 39,153
- Percentage of Funded Target 99.4%

– Source: Planning and Institutional Research

UBC STUDENTS OF 2007 – UBC VANCOUVER

Where do our new students come from?

Chart 7: UBC Vancouver, New to UBC First-Year Students by Secondary School Location, Winter 2007



What is the composition of UBC Vancouver’s first-year class?

Table 1: UBC Vancouver, New to UBC First-Year Students, Winter 2006 – 2007

| | September 2007 | September 2006 |
|---|----------------|----------------|
| % male | 47% | 46% |
| % female | 53% | 54% |
| Mean entrance average from secondary school | 87.5% | 86.5% |
| % who will live on campus | 35% | 35% |
| % receiving an entrance scholarship | 62% | 63% |

FIRST-YEAR ENTRANCE REQUIREMENTS

Every fall, Student Recruiter-Advisors travel to schools all across Canada to meet with prospective students. And every fall, the students' most common question is, "What grades do I need to get in?"

Early in the cycle, GPA cut-offs are determined by categorizing applications by student/program type and modeling enrolment based upon historical data for application volumes, the likelihood of the applicant being admitted, and the likelihood of the admitted student accepting the offer of admission.

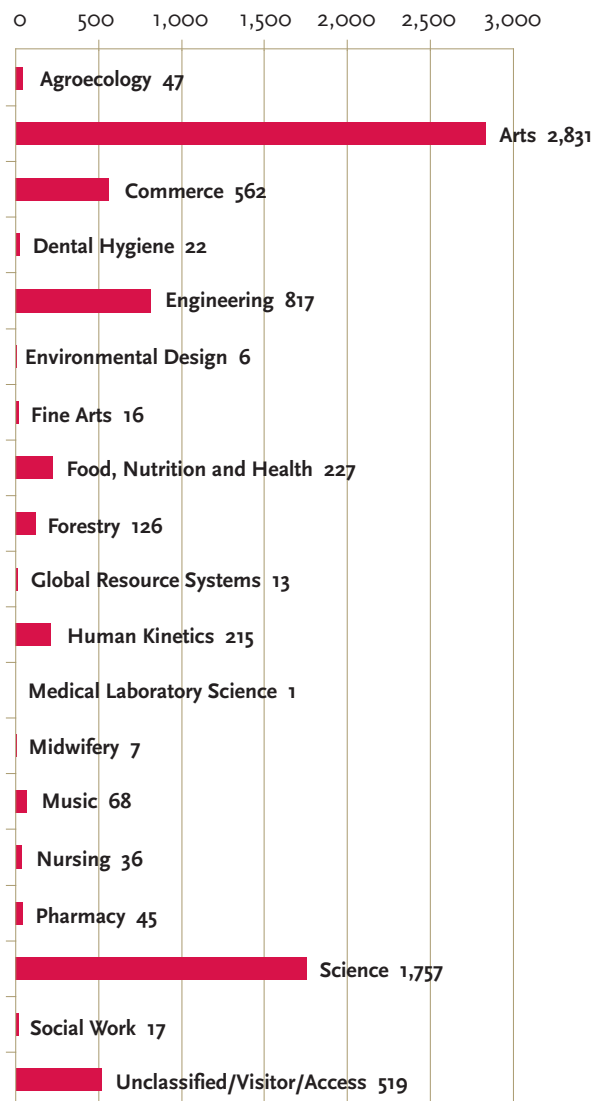
Enrolment Services reviews registration data in June to determine if GPAs need to be lowered in order to admit more students to fill remaining seats. Because the demand to enter UBC Vancouver exceeds the availability of funded seats, it is important that the correct enrolment is achieved without going over or under the available seats. (Over or under enrolment is usually the result of GPAs set too high or too low, or changes in admitted student behaviour).

Table 2: UBC Vancouver Direct-Entry Admission Requirements, 2006 – 2007

| | 2007 | | | 2006 | | |
|--------------------------------------|-------------------------------|-----------|--|-------------------------------|-----------|--|
| | May 2007 | Sept 2007 | Mean entrance average, 2007 ¹ | May 2006 | Sept 2006 | Mean entrance average, 2006 ¹ |
| Agroecology | 78% | 78% | 80.9% | 77% | 77% | 82.7% |
| Arts | 83% | 83% | 86.2% | 84% | 83% | 86.2% |
| Commerce | 84% + personal profile | | 89.4% | 84% + personal profile | | 89.4% |
| Dental Hygiene | 67% + personal profile | | 83.5% | 91% | 87% | 86.0% |
| Engineering | 81% | 81% | 86.2% | 79% | 79% | 86.5% |
| Food, Nutrition & Health | 82% | 80% | 84.3% | 80% | 80% | 83.7% |
| Forest Sciences | 78% | 78% | 83.7% | 77% | 77% | 79.4% |
| Forestry | 75% | 75% | 79.6% | 75% | 75% | 77.5% |
| Human Kinetics | 87% | 86% | 86.5% | 87% | 87% | 87.4% |
| Midwifery | 67% + personal profile | | N/A | 67% + personal profile | | N/A |
| Music | 67% + audition | | 84.3% | 67% + audition | | 82.2% |
| Natural Resource Conservation | 78% | 78% | 84.3% | 75% | 75% | 82.2% |
| Science | 89% or 84% + personal profile | 86% | 90.4% | 90% or 84% + personal profile | 89% | 90.9% |
| Wood Products Processing | 75% | 75% | 78.5% | 75% | 75% | 75.8% |

¹ Based upon final grades in August, students entering from secondary school only.

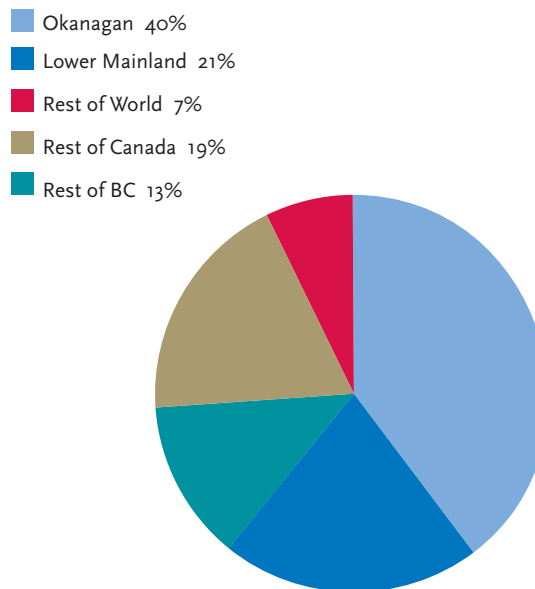
Chart 8: UBC Vancouver, New to UBC Students by Program/Faculty, 2007



UBC STUDENTS OF 2007 – UBC OKANAGAN

Where do our new students come from?

Chart 9: UBC Okanagan, New to UBC Direct-Entry First-Year Students by Secondary School Location, Winter 2007



What is the composition of UBC Okanagan's first-year class?

Table 3: UBC Okanagan, New to UBC First-Year Students, Winter 2006–2007

| | September 2007 | September 2006 |
|---|----------------|----------------|
| % male | 44% | 43% |
| % female | 56% | 57% |
| Mean entrance average from secondary school | 80.0% | 79.7% |
| % who will live on campus | 43% | 48% |
| % receiving an entrance scholarship | 47% | 49% |

Table 4: UBC Okanagan Admission Requirements, 2006–2007

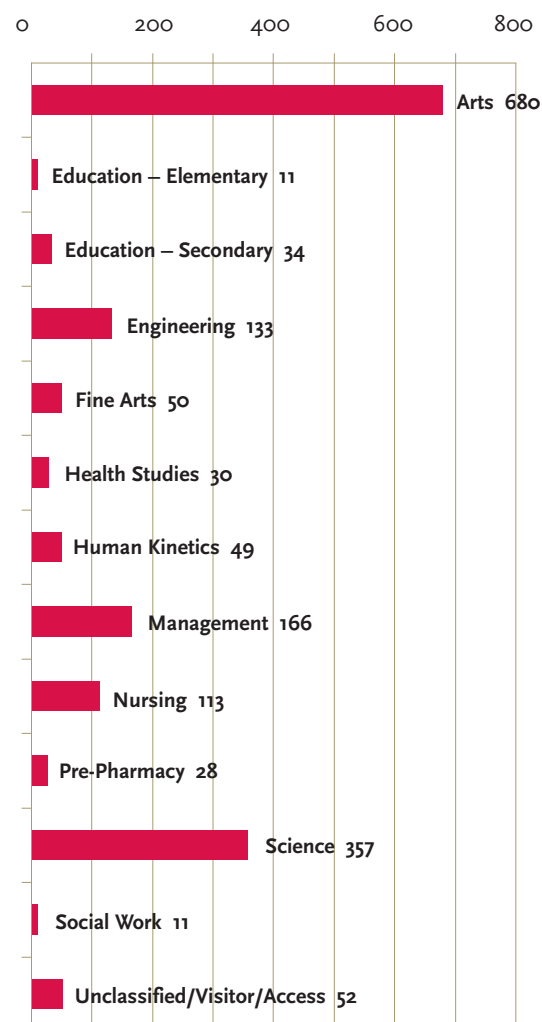
| | 2007 | | | 2006 | | |
|----------------|-----------------|-----------|--|---------------------|-----------|--|
| | May 2007 | Sept 2007 | Mean entrance average, 2007 ¹ | May 2006 | Sept 2006 | Mean entrance average, 2006 ¹ |
| Arts | 72% | 72% | 78.8% | 75% | 75% | 79.7% |
| Engineering | 75% | 75% | 81.2% | 75% | 75% | 81.2% |
| Fine Arts | 67% + portfolio | | 77.2% | 67% + portfolio | | 77.8% |
| Health Studies | 72% | 72% | 77.5% | Not offered in 2006 | | |
| Human Kinetics | 75% | 72% | 81.5% | Not offered in 2006 | | |
| Management | 73% | 73% | 79.3% | 75% | 75% | 80.0% |
| Nursing | 80% | 79% | 82.7% | 80% | 80% | 84.1% |
| Pre-Pharmacy | 73% | 73% | 81.9% | 75% | 75% | 83.3% |
| Science | 73% | 73% | 81.5% | 75% | 75% | 82.2% |

¹ Based upon final grades in August, students entering from secondary school only.

FIRST-YEAR ENTRANCE REQUIREMENTS

Because UBC Okanagan has more unfilled capacity than UBC Vancouver, admission guarantees can be made to applicants prior to evaluation without fear of over-enrolling. As a result, UBC Okanagan openly guarantees admission to most programs with a 75% from secondary school or 2.0 from college.

Chart 10: UBC Okanagan, New to UBC Students by Program/Faculty, 2007



2007 ENROLMENT INITIATIVES

There is no doubt there will be new students on campus each September regardless of UBC’s recruitment practices. However, enrolment initiatives serve to affect who shows up. Whether it is to attract the best and the brightest, attain specific enrolment targets, or simply to provide outstanding student service, the following were key Enrolment Services initiatives from the 2007 cycle:

PARTNERSHIPS WITH FACULTIES

As soon as a student is admitted, their relationship begins with their faculty. Survey data of admitted students tells us that, when making a final decision on choosing a university, the perception of the faculty/program is as important as the perception of the institution itself. As such, Student Recruitment & Advising and the International Student Initiative continue to partner with faculties to recruit outstanding students to UBC. Examples include:

- An on-going partnership with the Faculty of Science in Vancouver to target regional and national science fair winners, as well as gifted mathematicians identified by the Euclid competition.
- Student Recruitment & Advising in the Okanagan worked with Dr. Lisa Grekul, an Assistant Professor in English in the Faculty of Creative and Critical Studies, to develop an online faculty blog. “Dr.G” (as she is known to her students) and her online insights

on the UBC Okanagan experience have been a big hit with both prospective and current students (see <http://blogs.students.ubc.ca/lgrekul/> for her latest entry).

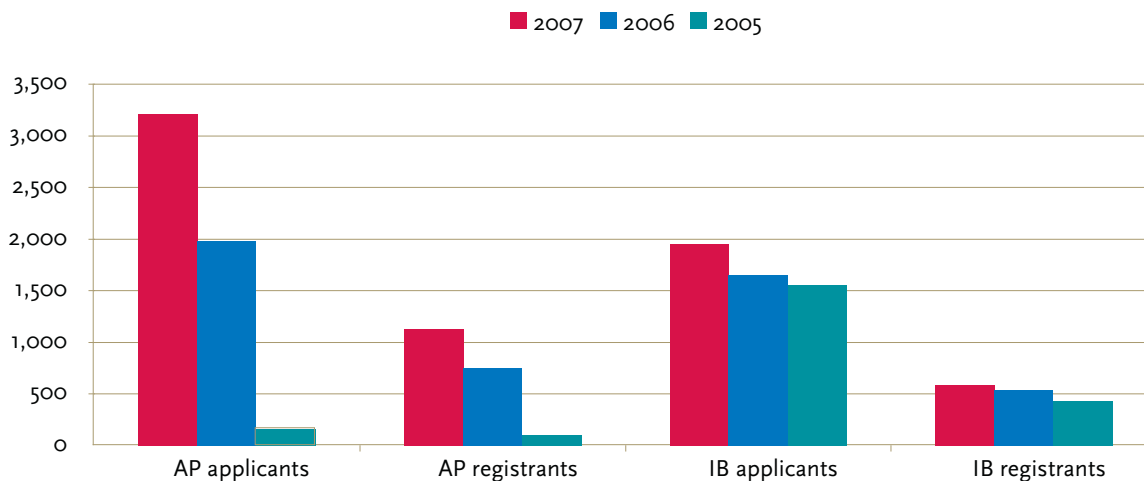
- A partnership with UBC Vancouver and Okanagan Faculties to offer academic planning workshops for newly admitted students.
- Participation in the development of faculty-specific print publications for distribution to newly admitted students.

TARGETING INTERNATIONAL BACCALAUREATE AND ADVANCED PLACEMENT STUDENTS

International Baccalaureate (IB) and Advanced Placement (AP) are international secondary school programs offering enriched curricula and the opportunity to garner first-year university credit. UBC’s admissions and first-year credit policies have made UBC a top destination for these students (we are the number one receiving institution in Canada for AP transcripts and number two for IB transcripts). But with peer universities in Canada beginning to catch up, deliberate recruitment efforts are required to continue to attract these top students to UBC.

As shown in Chart 11, 2007 saw an increase in the number of applications and registrants for both AP and IB. This is the result of the continued growth of both these programs nationally and internationally, increased

Chart 11: Advanced Placement and International Baccalaureate Program Applicants and Registrants, 2005–2007.



recruitment activities (from both Student Recruitment & Advising and the International Student Initiative), strong partnerships with the IB and AP administering bodies, and targeted scholarships and communications.

ABORIGINAL STUDENTS

The University of British Columbia is committed to outreach and recruitment initiatives that encourage Aboriginal youth to enroll at UBC. In 2004, Student Recruitment & Advising created a new position to focus on recruitment of Aboriginal students and liaison with Aboriginal communities.

Since that time, UBC has experienced a 103% increase in newly enrolled Aboriginal students, sustained over the past three years. This positive trend is partially the result of increased community liaison, streamlining of admissions processes, better data tracking, and strong partnerships with the First Nations House of Learning and faculty representatives on both campuses.

In 2007, UBC registered 121 new students who self-identified as Aboriginal, roughly the same number as in 2006. As mentioned in the President's November 2007 letter to the community, there is still much work to be done to address the needs of Aboriginal learners in BC and Enrolment Services will continue to pursue initiatives designed to increase Aboriginal enrolment on both our campuses.

UBC OKANAGAN RECRUITMENT CAMPAIGN

In September 2006, UBC Okanagan was proud to announce that recruitment efforts had paid off and that the institution had doubled the size of its incoming class over the previous year. With an even bigger incoming class in 2007, UBC Okanagan has shown that 2006 was no accident.

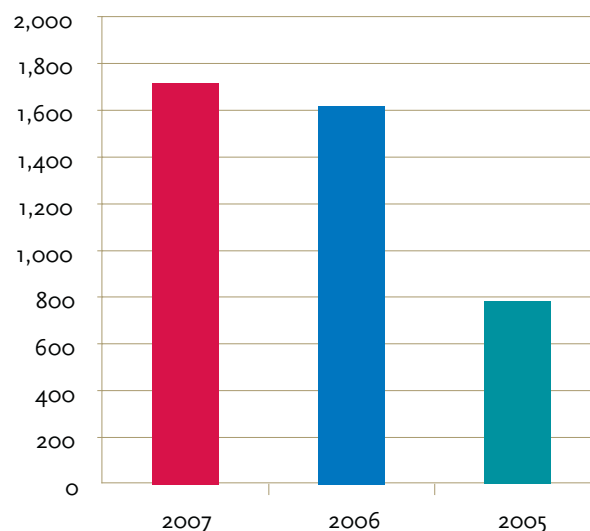
Some notable highlights of the UBC Okanagan 2007 enrolment cycle include:

- A new program in Human Kinetics reached its enrolment target of 60 students in the first year of operation².
- UBC Okanagan saw a 75% increase in enrolment from Canadian secondary school students outside of BC. This represents the largest growth of any major applicant group at UBC Okanagan, due mostly to a significant increase from Ontario.
- Despite a 4% decrease in the number of school-aged Grade 12 students in Okanagan school districts, UBC Okanagan saw an 8% increase in enrolment from the local area. This suggests that the presence of UBC Okanagan is having a positive impact on post-secondary participation rates in the region.

Despite the large increase in new student intake, UBC Okanagan is still below its ambitious target of enrolling 7,500 Full Time Equivalent (FTE) students by 2010. UBC Okanagan is currently at 72% of total funded capacity and will see capacity increase by another 900 FTE for 2008/09.

² Target enrolment includes continuing UBC Okanagan students and new to UBC Okanagan students.

Chart 12: New Student Enrolment, UBC Okanagan, 2005–2007



LOOKING TOWARD 2008

In September 2007, while UBC faculty and students were focused on the start of a new year, Enrolment Services staff were already looking to September 2008. Currently, Student Recruiter Advisors are visiting high schools across Canada, applications are coming in (via our new website, www.you.ubc.ca), and Undergraduate Admissions are revisiting procedures to ensure a smooth running operation.

The following are some of the issues we expect to emerge in the months to come:

BC GRADE 12 PROVINCIAL EXAMINATIONS

As many are aware, the 2004 BC Ministry of Education graduation program introduced new provincial exams at the Grade 10 and 11 levels, making the vast majority of existing Grade 12 provincial examinations optional (English 12 being the most notable exception). As many of UBC's peer universities outside the province began accepting BC Grade 12 courses without provincial examinations, BC secondary schools contacted UBC throughout 2007 to inquire as to whether we will do the same.

At the request of the Vice President, Academic, an ad hoc committee was struck to look into the role provincial examinations play in the undergraduate admission process (independent of the role the exams serve as pedagogical tools). The ensuing report found that because a complete set of provincial examination results are not available until early August, over 98% of all BC secondary school admission decisions made in 2007 were rendered without a complete set of examination results. In fact, by the time first-year registration opened in June, 22% of all admitted BC grade 12 students had been admitted without any provincial examination results whatsoever. As such, UBC cannot consistently use provincial examination data to make admission decisions in a timely manner.

As a result, the Vice President, Academic submitted a proposal to Senate Admissions Committee to make the provincial examinations optional for BC secondary school applicants. The proposal will go to Senate in late 2007 or early 2008.

Enrolment data suggests that more BC secondary school students are choosing to leave the province than in previous years; peer institutions in central Canada have seen

a 10% to 15% increase in first year enrolment from BC secondary school students. These are some of the stronger students from BC's graduating class, as evidenced by the admission averages of the peer institutions and UBC enrolment data that suggests admitted BC students who chose to not write all required provincial exams (effectively abandoning their application to UBC) had a slightly higher admission average than the mean.

MORE ACCESS AND FEWER STUDENTS LEAD TO INCREASED COMPETITION

While BC universities continue to increase access, the 2008 Grade 12 class is the same size as it was in 2007. However, key school districts for UBC Vancouver have seen a decrease in Grade 12 students over 2007, the most notable being the Vancouver school district (down 5% over previous year), which accounts for approximately 25% of UBC Vancouver's total domestic first-year enrolment. Also, should the trend of lower registration rates for admitted students continue, there will be downward pressure on UBC Vancouver GPA cut-offs in order to achieve target enrolment.

All BC universities are in the same situation; as a result, recruitment is on the increase. Universities are visiting more secondary schools (and visiting repeatedly), offering guaranteed admission, often by a very early date in the cycle.

A survey of admitted Canadian secondary school students from outside the province of BC was conducted in summer 2006. In the survey, only 29% of respondents indicated that UBC's communications made apparent the differences between UBC and other universities. Furthermore, students suggested that they did not receive frequent enough communication from UBC during the admissions process.

As a result, all promotional materials have been redesigned for 2007/08 to highlight three key messages: Vancouver and Kelowna as outstanding destinations, the institution-wide focus on sustainability, and our diversity of academic opportunity. Enrolment Services, in partnership with the International Student Initiative, has implemented an electronic communication management system that allows for a more strategic communication campaign throughout the year to deliver these messages (along with updates on the admissions process).

UBC BUCKS THE TREND IN COLLEGE TRANSFER APPLICANTS

To date, the BC government has funded 15,574 of the 25,000 new full time spaces promised to BC's post-secondary institutions³. Increased access has resulted in many BC universities lowering their admission GPAS to fill seats. As a result, many students who might have completed a year or two of college transfer prior to entering university are now entering directly into the universities. This has had a negative impact on university-transfer program enrolment in many of BC's colleges, and, consequently, a negative impact on college transfer applications to BC universities.

UBC, however, has bucked this trend. Over the past year, UBC has seen a 14% increase in college transfer applications to both campuses, a 27% increase in registrants at UBC Vancouver and a 5% increase at UBC Okanagan. This suggests that despite the decrease in university transfer program enrolment in the colleges, demand from college transfer students remains strong.

Nevertheless, Enrolment Services continues to closely monitor college transfer student enrolment, as even small changes in the size and composition of this applicant pool can have an effect on overall enrolment.

Enrolment Services has also recently concluded an extensive review of UBC's procedures for awarding transfer credit to newly-admitted post-secondary transfer students. Once implemented, the recommendations will serve to provide better student service and increase UBC's ability to recruit transfer students from colleges and universities across Canada.

NATIONAL RECRUITMENT

At the request of the President, Enrolment Service has made it a priority to increase first-year enrolment of Canadian secondary school students from outside of BC. National recruitment is key to maintaining UBC's national profile and ensuring that the Okanagan campus attains its enrolment objectives.

Direct-entry first-year enrolment at UBC Vancouver from out of province Canadian students remained more or less flat in 2007. However, there was an increase at UBC Okanagan, particularly with new students from Ontario (a critical market in maintaining a national presence). System-wide, UBC has seen a 14% increase in enrolment from Canadian secondary school students from outside BC. International enrolment is still outpacing national enrolment, as first-year direct-entry students from outside the country increased by 27% system-wide over 2006.

³ *The Facts About Post-Secondary Education in B.C.*, Sept 4, 2007; BC Government Media Room; www.mediaroom.gov.bc.ca/For_the_Record/07sep04_the_facts_about_post_secondary_education.htm

Chart 13: Applications and Registrants from BC Colleges, 2005 – 2007

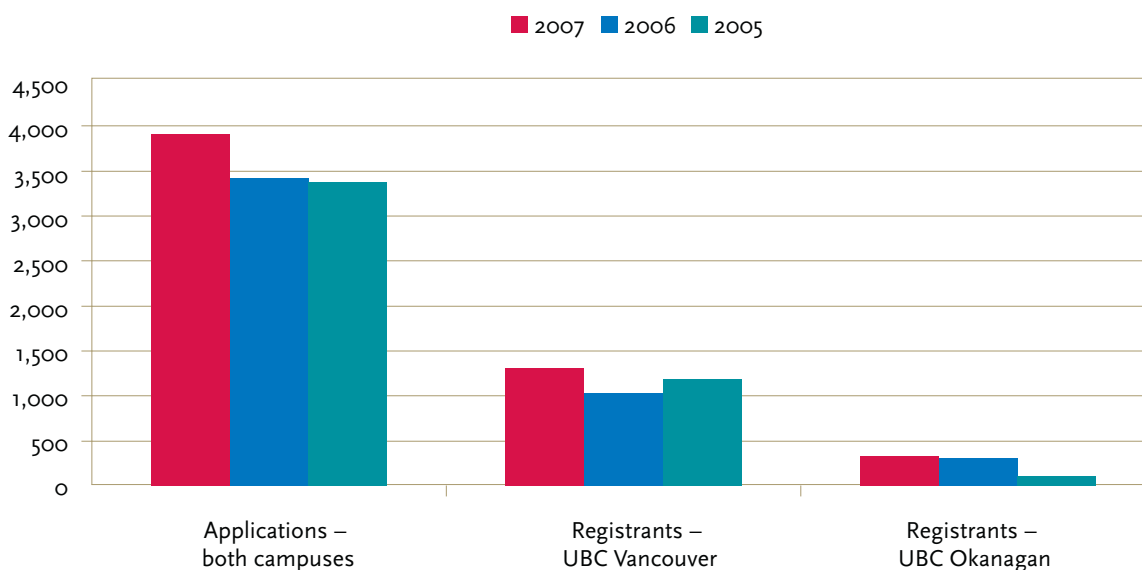


Chart 14: First-Year, Direct Entry Secondary School Students from Other Canadian Jurisdictions, 2006–2007

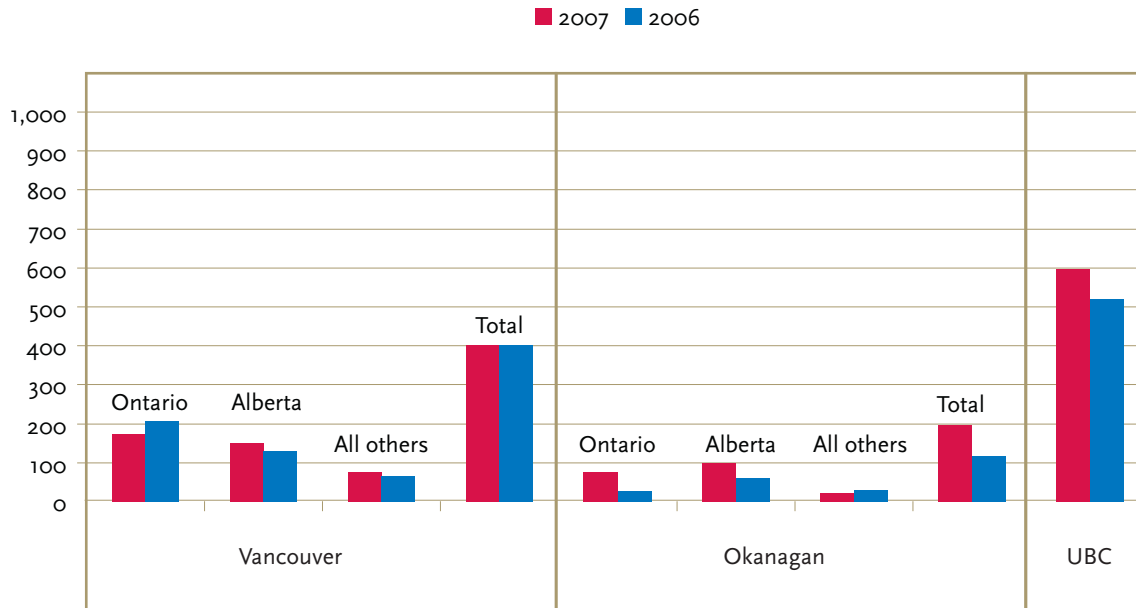
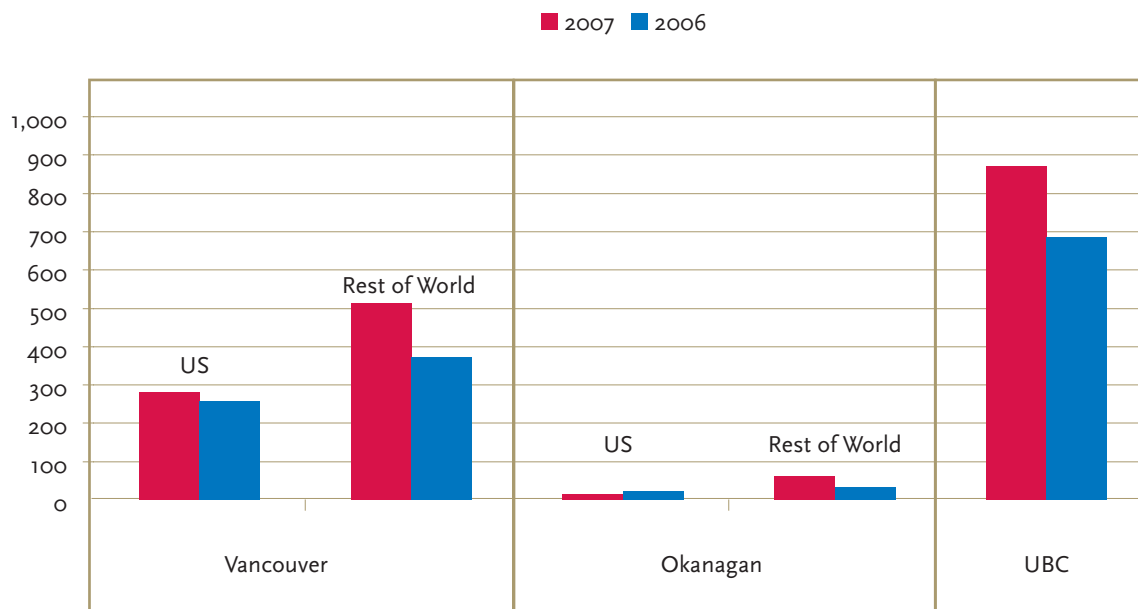


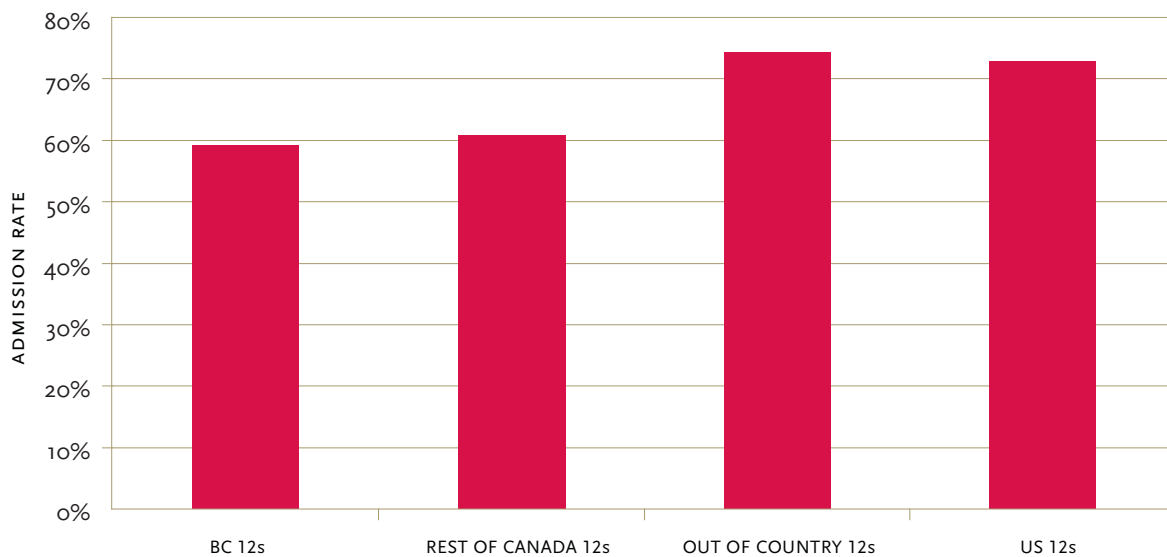
Chart 15: First-Year, Direct Entry Out of Country Secondary School Students, 2006–2007



During the past year, Enrolment Services has reviewed processes to ensure timely offers of admission for out of province and out of country students. The result was that 74% of all secondary school applicants had an offer of admission by May 1, a 7% increase over 2006 and a 14% increase over 2005. Additional work is required to review admissions policies to ensure that the manner in which evaluations are done is appropriate for other Canadian jurisdictions. While the BC secondary school system shares many similarities with other Canadian jurisdictions, there are some important differences (such as the percentage grade that constitutes an “A” or “excellent” grade) that have yet to be factored into admissions policies.

As indicated by Chart 16, students from the rest of Canada are much less likely to be admitted to UBC Vancouver than students from international jurisdictions. One contributing factor is that UBC’s desire to internationalize resulted in applicants from outside the country enjoying a much broader set of admission policies in order to recognize significant differences in curricula. If UBC Vancouver is to successfully increase its national enrolment (and national profile), similar policies must be developed in evaluating applicants from Canadian secondary schools outside of BC.

Chart 16: Admissibility to First Choice by Secondary School Applicant Jurisdiction, UBC Vancouver, 2007



ENROLMENT SERVICES

To learn more about our services, please contact:

Brian Silzer
Associate Vice President,
Enrolment Services and Registrar
604.822.3265, brian.silzer@ubc.ca

Deborah Robinson
Associate Registrar & Director,
Student Recruitment & Advising,
Admissions, Financial Assistance and Awards
604.822.2953, deborah.robinson@ubc.ca

Maggie Hartley
Associate Registrar and Director Student Records,
Registration and Information
604.822.3920, maggie.hartley@ubc.ca

Fred Vogt
Associate Registrar,
Enrolment Services – UBC Okanagan
250.807.9201, fred.vogt@ubc.ca

Andrew Arida
Associate Director, Enrolment
604.822.2890, andrew.arida@ubc.ca

ADMISSIONS

Michael Bluhm
Associate Director, Undergraduate Admissions
604.822.9489, michael.bluhm@ubc.ca

Denise Lauritano
Assistant Registrar,
International Undergraduate Admissions
604.827.5173, denise.lauritano@ubc.ca

STUDENT FINANCIAL ASSISTANCE AND AWARDS

Barbara Crocker
Associate Registrar, Student Financial Assistance
and Awards
604.822.4195, barbara.crocker@ubc.ca

STUDENT RECRUITMENT AND ADVISING

Sherisse Sy
Associate Director, Student Recruitment &
Advising, Vancouver
604.822.6505, sherisse.sy@ubc.ca

Anne-Marie Hague
Associate Director, Student Recruitment &
Advising, Okanagan
250.807.8525, anne-marie.hague@ubc.ca

RECORDS AND REGISTRATION

Cindy Nahm
Assistant Registrar, Records and Registration.
604.822.8802, cindy.nahm@ubc.ca

Marianne Schroeder
Assistant Registrar, Student Relations and
Strategic Initiatives
604.822.0255, marianne.schroeder@ubc.ca

INTERNATIONAL STUDENT INITIATIVE

For information on international student enrolment, please contact:

Dr. Donald Wehrung
Executive Director, International Student Initiative
604.822.0446, donald.wehrung@sauder.ubc.ca

PLANNING AND INSTITUTIONAL RESEARCH

For information on current student (graduate and undergraduate) enrolment, please contact:

Walter Sudmant
Director, Planning & Institutional Research
604.822.6517, walter.sudmant@ubc.ca

Ashley Lambert-Maberly
Senior Planning Analyst, Planning and Institutional
Research
604.822.6319, ashley.lm@ubc.ca



THE UNIVERSITY OF BRITISH COLUMBIA VANCOUVER | OKANAGAN

**UBCO 2007 - Faculty of Critical and Creative Studies - Undergraduate Enrolment
Headcount and FTE, Domestic, Winter Session**

| Faculty Degree Yr. | 2007W (Dec 7) | | | | | | 2006W (Dec 7) | | | | | |
|----------------------|---------------|------------|------------|-----------|------------|------------|---------------|------------|------------|-----------|------------|------------|
| | New HC | Cont. HC | Total HC | New FTE | Cont. FTE | Total FTE | New HC | Cont. HC | Total HC | New FTE | Cont. FTE | Total FTE |
| FCCS | | | | | | | | | | | | |
| BA-O all years | 32 | 146 | 178 | 28 | 108 | 137 | 27 | 123 | 150 | 21 | 94 | 115 |
| BFA-O all years | 52 | 108 | 160 | 53 | 83 | 136 | 50 | 111 | 161 | 47 | 84 | 132 |
| Faculty Total | 84 | 254 | 338 | 82 | 191 | 273 | 77 | 234 | 311 | 69 | 178 | 247 |

NOTES:

* FCCS students in the BA-O program include students with a declared major in Art History, Creative Writing, Cultural Studies, English, French, Spanish, and French & Spanish.

* New Headcount (HC) and New Full Time Equivalency (FTE) are students registered in 2007W who started a new program in 2007 (Winter or Summer)

* Full Time Equivalency (FTE) counts are determined by dividing the total student credit count per degree program / year by 30 credits, the typical "full-time" credit load. This calculation is used to measure teaching and course volume.

Thirty-credit FTEs are not used for budgetary purposes. For FTEs related to UBC's annual submission to the Ministry of Advanced Education, please contact Planning and Institutional Research.

* Does not include current UBC students who have not registered for the current year



UBC & UBC Okanagan
2007 Graduate Enrolment
Headcount, Domestic and Visa Students



UBC Vancouver

| | 2006/07 | | | 2007/08 | | |
|--|--------------|---------------|--------------|--------------|---------------|--------------|
| | Domestic | Visa Students | Total | Domestic | Visa Students | Total |
| Combined LL.B.& M.B.A. | 2 | | 2 | 4 | | 4 |
| Combined M.A.S. & M.L.I.S. | 20 | 9 | 29 | 28 | 14 | 42 |
| Combined M.D.& Ph.D. | 13 | | 13 | 17 | | 17 |
| Combined MSC/Dip. Periodontics | 5 | 2 | 7 | 4 | | 4 |
| Doctor of Education | 60 | | 60 | 70 | | 70 |
| Doctor of Musical Arts | 33 | 11 | 44 | 27 | 7 | 34 |
| Doctor of Pharmacy | 17 | | 17 | 15 | | 15 |
| Doctor of Philosophy | 2,104 | 930 | 3,034 | 2,225 | 976 | 3,201 |
| MA (Asia Pacific) and LLB | 4 | | 4 | 5 | | 5 |
| Master Health Administration | 56 | 3 | 59 | 67 | 3 | 70 |
| Master of Adv.Studies in Architecture | 9 | 7 | 16 | 10 | 5 | 15 |
| Master of Applied Science | 279 | 125 | 404 | 269 | 128 | 397 |
| Master of Architecture | 103 | 30 | 133 | 116 | 32 | 148 |
| Master of Archival Studies | 21 | 8 | 29 | 17 | 4 | 21 |
| Master of Arts | 627 | 149 | 776 | 606 | 149 | 755 |
| Master of Arts (Asia Pacific) | 13 | 12 | 25 | 17 | 5 | 22 |
| Master of Arts (Planning) | 54 | 17 | 71 | 49 | 14 | 63 |
| Master of Business Administration | 213 | 119 | 332 | 233 | 124 | 357 |
| Master of Educational Technology | 144 | 35 | 179 | 172 | 29 | 201 |
| Master of Education | 538 | 30 | 568 | 553 | 32 | 585 |
| Master of Engineering | 87 | 16 | 103 | 108 | 28 | 136 |
| Master of Fine Arts | 133 | 22 | 155 | 161 | 23 | 184 |
| Master of Food Science | | | | 12 | 15 | 27 |
| Master of Forestry | 6 | 4 | 10 | 8 | 2 | 10 |
| Master of Health Science | 21 | 4 | 25 | 18 | 6 | 24 |
| Master of Human Kinetics | 9 | | 9 | 9 | 1 | 10 |
| Master of Journalism | 36 | 10 | 46 | 40 | 7 | 47 |
| Master of Jurisprudence | 1 | | 1 | 1 | | 1 |
| Master of Landscape Architecture | 51 | 20 | 71 | 43 | 13 | 56 |
| Master of Laws | 21 | 7 | 28 | 21 | 7 | 28 |
| Master of Library & Information Studies | 106 | 24 | 130 | 108 | 22 | 130 |
| Master of Management | 6 | 14 | 20 | 9 | 12 | 21 |
| Master of Music | 47 | 13 | 60 | 41 | 10 | 51 |
| Master of Occupational Therapy | 115 | 1 | 116 | 81 | | 81 |
| Master of Physical Therapy | 119 | | 119 | 122 | | 122 |
| Master of Rehab Science | 28 | 1 | 29 | 40 | 1 | 41 |
| Master of Science (Business Admin.) | 6 | 14 | 20 | 4 | 11 | 15 |
| Master of Science | 897 | 245 | 1,142 | 882 | 270 | 1,152 |
| Master of Science (Planning) | 19 | 7 | 26 | 16 | 9 | 25 |
| Master of Science in Nursing | 212 | 1 | 213 | 199 | 1 | 200 |
| Master of Social Work | 94 | 1 | 95 | 105 | 2 | 107 |
| Master of Software Systems | 15 | 8 | 23 | 13 | 13 | 26 |
| Master, Adv.Stud. Landscape Architecture | 3 | 3 | 6 | 2 | 2 | 4 |
| MBA International | 8 | 30 | 38 | 12 | 38 | 50 |
| No program | 6 | 8 | 14 | 4 | 3 | 7 |
| Grand Total | 6,361 | 1,940 | 8,301 | 6,563 | 2,018 | 8,581 |



UBC & UBC Okanagan
2007 Graduate Enrolment
Headcount, Domestic and Visa Students



UBC Okanagan

| | 2006/07 | | | 2007/08 | | |
|------------------------------|------------|---------------|------------|------------|---------------|------------|
| | Domestic | Visa Students | Total | Domestic | Visa Students | Total |
| Doctor of Philosophy | 9 | 3 | 12 | 30 | 6 | 36 |
| Master of Applied Science | | | | 4 | 6 | 10 |
| Master of Arts | 24 | | 24 | 55 | | 55 |
| Master of Education | 42 | | 42 | 39 | | 39 |
| Master of Fine Arts | 3 | | 3 | 8 | | 8 |
| Master of Science | 9 | 2 | 11 | 26 | 3 | 29 |
| Master of Science in Nursing | 15 | | 15 | 27 | | 27 |
| Master of Social Work | 25 | | 25 | 36 | | 36 |
| Grand Total | 127 | 5 | 132 | 225 | 15 | 240 |



UBCO 2007 Undergraduate Enrolment Headcount and FTE, Domestic, Summer Session

| | | | 2007S Actuals (December 6) | | | | | | 2006S Actuals (December 7) | | | | | |
|---------------|--------------|----|----------------------------|---------|----------|---------|----------|-----------|----------------------------|---------|----------|---------|----------|-----------|
| Faculty | Degree | Yr | New HC | Cont HC | Total HC | New FTE | Cont FTE | Total FTE | New HC | Cont HC | Total HC | New FTE | Cont FTE | Total FTE |
| APSO | | | | | | | | | | | | | | |
| | BASC-O | 1 | 0 | 4 | 4 | 0 | 1 | 1 | 0 | 3 | 3 | 0 | 0 | 0 |
| | BASC-O | 2 | 0 | 29 | 29 | 0 | 3 | 3 | 0 | 0 | 0 | 0 | 0 | 0 |
| | BASC-O Total | | 0 | 33 | 33 | 0 | 4 | 4 | 0 | 3 | 3 | 0 | 0 | 0 |
| Faculty Total | | | 0 | 33 | 33 | 0 | 4 | 4 | 0 | 3 | 3 | 0 | 0 | 0 |
| ARSC | | | | | | | | | | | | | | |
| | BA-O | 1 | 2 | 33 | 35 | 1 | 6 | 6 | 1 | 43 | 44 | 1 | 8 | 9 |
| | BA-O | 2 | 4 | 56 | 60 | 1 | 12 | 13 | 6 | 56 | 62 | 2 | 11 | 13 |
| | BA-O | 3 | 7 | 107 | 114 | 2 | 23 | 25 | 7 | 106 | 113 | 2 | 23 | 24 |
| | BA-O | 4 | 1 | 76 | 77 | 0 | 15 | 15 | 1 | 70 | 71 | 0 | 12 | 12 |
| | BA-O Total | | 14 | 272 | 286 | 4 | 56 | 59 | 15 | 275 | 290 | 4 | 54 | 58 |
| | BSC-O | 1 | 1 | 31 | 32 | 0 | 5 | 6 | 3 | 23 | 26 | 0 | 4 | 4 |
| | BSC-O | 2 | 1 | 37 | 38 | 0 | 6 | 6 | 2 | 16 | 18 | 0 | 2 | 3 |
| | BSC-O | 3 | 0 | 37 | 37 | 0 | 6 | 6 | 0 | 24 | 24 | 0 | 3 | 3 |
| | BSC-O | 4 | 0 | 23 | 23 | 0 | 3 | 3 | 0 | 22 | 22 | 0 | 3 | 3 |
| | BSC-O Total | | 2 | 128 | 130 | 1 | 21 | 21 | 5 | 85 | 90 | 1 | 12 | 12 |
| | PHAR-O | 1 | 0 | 1 | 1 | 0 | 0 | 0 | 0 | 0 | 0 | 0 | 0 | 0 |
| | PHAR-O Total | | 0 | 1 | 1 | 0 | 0 | 0 | 0 | 0 | 0 | 0 | 0 | 0 |
| Faculty Total | | | 16 | 401 | 417 | 4 | 76 | 81 | 20 | 360 | 380 | 5 | 66 | 70 |
| EDUO | | | | | | | | | | | | | | |
| | BEDE-O | 4 | 0 | 0 | 0 | 0 | 0 | 0 | 0 | 3 | 3 | 0 | 1 | 1 |
| | BEDE-O | 5 | 0 | 2 | 2 | 0 | 0 | 0 | 0 | 0 | 0 | 0 | 0 | 0 |
| | BEDE-O Total | | 0 | 2 | 2 | 0 | 0 | 0 | 0 | 3 | 3 | 0 | 1 | 1 |
| | BEDS-O | 5 | 71 | 65 | 136 | 29 | 12 | 41 | 60 | 59 | 119 | 24 | 23 | 47 |
| | BEDS-O Total | | 71 | 65 | 136 | 29 | 12 | 41 | 60 | 59 | 119 | 24 | 23 | 47 |
| Faculty Total | | | 71 | 67 | 138 | 29 | 12 | 41 | 60 | 62 | 122 | 24 | 24 | 48 |
| FCCS | | | | | | | | | | | | | | |
| | BFA-O | 1 | 0 | 2 | 2 | 0 | 0 | 0 | 0 | 1 | 1 | 0 | 0 | 0 |
| | BFA-O | 2 | 0 | 2 | 2 | 0 | 0 | 0 | 0 | 3 | 3 | 0 | 0 | 0 |
| | BFA-O | 3 | 0 | 9 | 9 | 0 | 2 | 2 | 0 | 0 | 0 | 0 | 0 | 0 |
| | BFA-O | 4 | 0 | 2 | 2 | 0 | 0 | 0 | 0 | 1 | 1 | 0 | 0 | 0 |
| | BFA-O Total | | 0 | 15 | 15 | 0 | 3 | 3 | 0 | 5 | 5 | 0 | 1 | 1 |
| Faculty Total | | | 0 | 15 | 15 | 0 | 3 | 3 | 0 | 5 | 5 | 0 | 1 | 1 |

NOTES:

* Full Time Equivalency (FTE) counts are determined by dividing the total student credit count per degree program / year by 30 credits, the typical "full-time" credit load. This calculation is used to measure teaching and course volume. Thirty-credit FTEs are not used for budgetary purposes. For FTEs related to UBC's annual submission to the Ministry of Advanced Education, please contact Planning and Institutional Research.

* Does not include current UBC students who have not registered for the current year

* RES = Resident

* New Headcount (HC) and New Full Time Equivalency (FTE) are registered students who started a new program in 2007 Summer



UBCO 2007 Undergraduate Enrolment Headcount and FTE, Domestic, Summer Session

| | | | 2007S Actuals (December 6) | | | | | | 2006S Actuals (December 7) | | | | | |
|---------------|--------------|----|----------------------------|---------|----------|---------|----------|-----------|----------------------------|---------|----------|---------|----------|-----------|
| Faculty | Degree | Yr | New HC | Cont HC | Total HC | New FTE | Cont FTE | Total FTE | New HC | Cont HC | Total HC | New FTE | Cont FTE | Total FTE |
| HSD | | | | | | | | | | | | | | |
| | BSN-O | 1 | 0 | 6 | 6 | 0 | 1 | 1 | 0 | 1 | 1 | 0 | 0 | 0 |
| | BSN-O | 2 | 0 | 76 | 76 | 0 | 16 | 16 | 0 | 87 | 87 | 0 | 17 | 17 |
| | BSN-O | 3 | 0 | 84 | 84 | 0 | 28 | 28 | 0 | 80 | 80 | 0 | 22 | 22 |
| | BSN-O | 4 | 0 | 84 | 84 | 0 | 14 | 14 | 1 | 0 | 1 | 0 | 0 | 0 |
| | BSN-O Total | | 0 | 250 | 250 | 0 | 59 | 59 | 1 | 168 | 169 | 0 | 40 | 40 |
| | BSW-O | 2 | 0 | 4 | 4 | 0 | 1 | 1 | 0 | 0 | 0 | 0 | 0 | 0 |
| | BSW-O | 3 | 0 | 30 | 30 | 0 | 5 | 5 | 1 | 23 | 24 | 0 | 3 | 4 |
| | BSW-O | 4 | 0 | 10 | 10 | 0 | 2 | 2 | 0 | 0 | 0 | 0 | 0 | 0 |
| | BSW-O Total | | 0 | 44 | 44 | 0 | 8 | 8 | 1 | 23 | 24 | 0 | 3 | 4 |
| Faculty Total | | | 0 | 294 | 294 | 0 | 67 | 67 | 2 | 191 | 193 | 0 | 43 | 43 |
| MGMT | | | | | | | | | | | | | | |
| | BMGT-O | 1 | 0 | 7 | 7 | 0 | 1 | 1 | 0 | 0 | 0 | 0 | 0 | 0 |
| | BMGT-O | 2 | 0 | 6 | 6 | 0 | 1 | 1 | 0 | 0 | 0 | 0 | 0 | 0 |
| | BMGT-O Total | | 0 | 13 | 13 | 0 | 3 | 3 | 0 | 0 | 0 | 0 | 0 | 0 |
| Faculty Total | | | 0 | 13 | 13 | 0 | 3 | 3 | 0 | 0 | 0 | 0 | 0 | 0 |
| Grand Total | | | 87 | 823 | 910 | 33 | 165 | 198 | 82 | 621 | 703 | 29 | 134 | 163 |

NOTES:

* Full Time Equivalency (FTE) counts are determined by dividing the total student credit count per degree program / year by 30 credits, the typical "full-time" credit load. This calculation is used to measure teaching and course volume. Thirty-credit FTEs are not used for budgetary purposes. For FTEs related to UBC's annual submission to the Ministry of Advanced Education, please contact Planning and Institutional Research.

* Does not include current UBC students who have not registered for the current year

* RES = Resident

* New Headcount (HC) and New Full Time Equivalency (FTE) are registered students who started a new program in 2007 Summer



UBC 2007 Undergraduate Enrolment Headcount and FTE, Domestic, Summer Session

| | | | 2007S Actuals (December 6) | | | | | | 2006S Actuals (December 7) | | | | | |
|----------------------|------------|----|----------------------------|--------------|--------------|-----------|------------|------------|----------------------------|--------------|--------------|-----------|------------|------------|
| Faculty | Degree | Yr | New HC | Cont HC | Total HC | New FTE | Cont FTE | Total FTE | New HC | Cont HC | Total HC | New FTE | Cont FTE | Total FTE |
| APSC | | | | | | | | | | | | | | |
| | BASC | 1 | 5 | 294 | 299 | 0 | 51 | 52 | 4 | 223 | 227 | 1 | 36 | 37 |
| | BASC | 2 | 7 | 508 | 515 | 1 | 97 | 98 | 6 | 506 | 512 | 1 | 98 | 99 |
| | BASC | 3 | 1 | 690 | 691 | 0 | 107 | 108 | 1 | 669 | 670 | 0 | 102 | 102 |
| | BASC | 4 | 0 | 175 | 175 | 0 | 30 | 30 | 0 | 155 | 155 | 0 | 24 | 24 |
| | BASC | 5 | 0 | 10 | 10 | 0 | 2 | 2 | 0 | 15 | 15 | 0 | 2 | 2 |
| | BASC Total | | 13 | 1,677 | 1,690 | 2 | 287 | 289 | 11 | 1,568 | 1,579 | 2 | 262 | 265 |
| | BEND | 2 | 0 | 0 | 0 | 0 | 0 | 0 | 0 | 2 | 2 | 0 | 0 | 0 |
| | BEND | 3 | 0 | 5 | 5 | 0 | 1 | 1 | 0 | 2 | 2 | 0 | 0 | 0 |
| | BEND | 4 | 0 | 1 | 1 | 0 | 0 | 0 | 0 | 2 | 2 | 0 | 0 | 0 |
| | BEND Total | | 0 | 6 | 6 | 0 | 1 | 1 | 0 | 6 | 6 | 0 | 1 | 1 |
| | BSN | 1 | 0 | 0 | 0 | 0 | 0 | 0 | 0 | 6 | 6 | 0 | 1 | 1 |
| | BSN | 2 | 0 | 3 | 3 | 0 | 0 | 0 | 0 | 2 | 2 | 0 | 0 | 0 |
| | BSN | 3 | 0 | 185 | 185 | 0 | 68 | 68 | 0 | 211 | 211 | 0 | 65 | 65 |
| | BSN | 4 | 0 | 99 | 99 | 0 | 34 | 34 | 0 | 111 | 111 | 0 | 35 | 35 |
| | BSN Total | | 0 | 287 | 287 | 0 | 102 | 102 | 0 | 330 | 330 | 0 | 102 | 102 |
| Faculty Total | | | 13 | 1,970 | 1,983 | 2 | 391 | 392 | 11 | 1,904 | 1,915 | 2 | 365 | 368 |
| ARTS | | | | | | | | | | | | | | |
| | BA | 1 | 18 | 702 | 720 | 4 | 127 | 131 | 11 | 746 | 757 | 2 | 134 | 136 |
| | BA | 2 | 50 | 830 | 880 | 11 | 159 | 170 | 31 | 902 | 933 | 6 | 178 | 184 |
| | BA | 3 | 56 | 1,350 | 1,406 | 13 | 302 | 314 | 36 | 1,445 | 1,481 | 8 | 312 | 320 |
| | BA | 4 | 1 | 712 | 713 | 0 | 137 | 137 | 0 | 758 | 758 | 0 | 147 | 147 |
| | BA Total | | 125 | 3,594 | 3,719 | 28 | 724 | 752 | 78 | 3,851 | 3,929 | 16 | 771 | 787 |
| | BFA | 2 | 0 | 4 | 4 | 0 | 1 | 1 | 0 | 6 | 6 | 0 | 1 | 1 |
| | BFA | 3 | 1 | 25 | 26 | 0 | 5 | 5 | 0 | 31 | 31 | 0 | 6 | 6 |
| | BFA | 4 | 0 | 16 | 16 | 0 | 3 | 3 | 0 | 15 | 15 | 0 | 3 | 3 |
| | BFA Total | | 1 | 45 | 46 | 0 | 9 | 9 | 0 | 52 | 52 | 0 | 10 | 10 |
| | BMUS | 1 | 0 | 17 | 17 | 0 | 3 | 3 | 0 | 14 | 14 | 0 | 3 | 3 |
| | BMUS | 2 | 0 | 28 | 28 | 0 | 7 | 7 | 0 | 31 | 31 | 0 | 8 | 8 |
| | BMUS | 3 | 0 | 38 | 38 | 0 | 8 | 8 | 0 | 34 | 34 | 0 | 8 | 8 |
| | BMUS | 4 | 0 | 19 | 19 | 0 | 4 | 4 | 0 | 22 | 22 | 0 | 4 | 4 |
| | BMUS Total | | 0 | 102 | 102 | 0 | 21 | 21 | 0 | 101 | 101 | 0 | 23 | 23 |
| | BSW | 1 | 0 | 0 | 0 | 0 | 0 | 0 | 0 | 12 | 12 | 0 | 3 | 3 |
| | BSW | 3 | 0 | 24 | 24 | 0 | 5 | 5 | 3 | 33 | 36 | 1 | 8 | 9 |
| | BSW | 4 | 0 | 6 | 6 | 0 | 2 | 2 | 0 | 12 | 12 | 0 | 2 | 2 |
| | BSW Total | | 0 | 30 | 30 | 0 | 7 | 7 | 3 | 57 | 60 | 1 | 14 | 15 |
| Faculty Total | | | 126 | 3,771 | 3,897 | 28 | 761 | 789 | 81 | 4,061 | 4,142 | 17 | 818 | 835 |

NOTES:

* Full Time Equivalency (FTE) counts are determined by dividing the total student credit count per degree program / year by 30 credits, the typical "full-time" credit load. This calculation is used to measure teaching and course volume. Thirty-credit FTEs are not used for budgetary purposes. For FTEs related to UBC's annual submission to the Ministry of Advanced Education, please contact Planning and Institutional Research.

* Does not include current UBC students who have not registered for the current year

* RES = Resident

* New Headcount (HC) and New Full Time Equivalency (FTE) are registered students who started a new program in 2007 Summer



UBC 2007 Undergraduate Enrolment Headcount and FTE, Domestic, Summer Session

| | | | 2007S Actuals (December 6) | | | | | | 2006S Actuals (December 7) | | | | | |
|---------------|------------|----|----------------------------|---------|----------|---------|----------|-----------|----------------------------|---------|----------|---------|----------|-----------|
| Faculty | Degree | Yr | New HC | Cont HC | Total HC | New FTE | Cont FTE | Total FTE | New HC | Cont HC | Total HC | New FTE | Cont FTE | Total FTE |
| COMM | | | | | | | | | | | | | | |
| | BBRE | | 0 | 1 | 1 | 0 | 0 | 0 | 0 | 0 | 0 | 0 | 0 | 0 |
| | BBRE | 2 | 0 | 0 | 0 | 0 | 0 | 0 | 1 | 0 | 1 | 0 | 0 | 0 |
| | BBRE | 3 | 2 | 2 | 4 | 1 | 0 | 1 | 1 | 0 | 1 | 0 | 0 | 0 |
| | BBRE | 4 | 0 | 2 | 2 | 0 | 0 | 0 | 0 | 0 | 0 | 0 | 0 | 0 |
| | BBRE Total | | 2 | 5 | 7 | 1 | 1 | 1 | 2 | 0 | 2 | 1 | 0 | 1 |
| | BCOM | 1 | 0 | 152 | 152 | 0 | 29 | 29 | 2 | 141 | 143 | 0 | 27 | 27 |
| | BCOM | 2 | 1 | 214 | 215 | 0 | 37 | 37 | 0 | 218 | 218 | 0 | 37 | 37 |
| | BCOM | 3 | 0 | 299 | 299 | 0 | 53 | 53 | 0 | 274 | 274 | 0 | 50 | 50 |
| | BCOM | 4 | 0 | 103 | 103 | 0 | 16 | 16 | 0 | 101 | 101 | 0 | 17 | 17 |
| | BCOM Total | | 1 | 768 | 769 | 0 | 134 | 134 | 2 | 734 | 736 | 0 | 130 | 130 |
| Faculty Total | | | 3 | 773 | 776 | 1 | 135 | 135 | 4 | 734 | 738 | 1 | 130 | 131 |
| DENT | | | | | | | | | | | | | | |
| | BDSC | 1 | 0 | 3 | 3 | 0 | 1 | 1 | 0 | 3 | 3 | 0 | 1 | 1 |
| | BDSC | 2 | 0 | 1 | 1 | 0 | 0 | 0 | 0 | 0 | 0 | 0 | 0 | 0 |
| | BDSC | 3 | 0 | 17 | 17 | 0 | 4 | 4 | 0 | 3 | 3 | 0 | 1 | 1 |
| | BDSC | 4 | 0 | 15 | 15 | 0 | 2 | 2 | 0 | 15 | 15 | 0 | 1 | 1 |
| | BDSC Total | | 0 | 36 | 36 | 0 | 6 | 6 | 0 | 21 | 21 | 0 | 3 | 3 |
| | DMD | 3 | 10 | 0 | 10 | 10 | 0 | 10 | 10 | 1 | 11 | 10 | 1 | 11 |
| | DMD Total | | 10 | 0 | 10 | 10 | 0 | 10 | 10 | 1 | 11 | 10 | 1 | 11 |
| | RES Total | | 11 | 3 | 14 | 11 | 3 | 14 | 12 | 4 | 16 | 12 | 4 | 16 |
| Faculty Total | | | 21 | 39 | 60 | 21 | 9 | 30 | 22 | 26 | 48 | 22 | 8 | 30 |
| EDUC | | | | | | | | | | | | | | |
| | BEDE | 1 | 34 | 319 | 353 | 15 | 205 | 220 | 33 | 352 | 385 | 15 | 222 | 237 |
| | BEDE | 2 | 0 | 8 | 8 | 0 | 2 | 2 | 1 | 11 | 12 | 0 | 3 | 3 |
| | BEDE | 3 | 0 | 4 | 4 | 0 | 1 | 1 | 0 | 4 | 4 | 0 | 1 | 1 |
| | BEDE | 4 | 0 | 3 | 3 | 0 | 1 | 1 | 0 | 6 | 6 | 0 | 2 | 2 |
| | BEDE | 5 | 0 | 1 | 1 | 0 | 0 | 0 | 0 | 0 | 0 | 0 | 0 | 0 |
| | BEDE Total | | 34 | 335 | 369 | 15 | 209 | 224 | 34 | 373 | 407 | 15 | 228 | 243 |
| | BEDM | 1 | 0 | 33 | 33 | 0 | 23 | 23 | 0 | 25 | 25 | 0 | 17 | 17 |
| | BEDM Total | | 0 | 33 | 33 | 0 | 23 | 23 | 0 | 25 | 25 | 0 | 17 | 17 |
| | BEDS | 1 | 36 | 371 | 407 | 13 | 220 | 233 | 36 | 358 | 394 | 14 | 211 | 225 |
| | BEDS | 2 | 0 | 1 | 1 | 0 | 0 | 0 | 0 | 0 | 0 | 0 | 0 | 0 |
| | BEDS Total | | 36 | 372 | 408 | 13 | 220 | 233 | 36 | 358 | 394 | 14 | 211 | 225 |
| | BHK | 1 | 4 | 39 | 43 | 1 | 7 | 7 | 0 | 47 | 47 | 0 | 8 | 8 |
| | BHK | 2 | 4 | 75 | 79 | 1 | 13 | 13 | 3 | 44 | 47 | 0 | 8 | 8 |
| | BHK | 3 | 11 | 88 | 99 | 1 | 18 | 19 | 2 | 125 | 127 | 0 | 26 | 26 |
| | BHK | 4 | 0 | 103 | 103 | 0 | 20 | 20 | 0 | 93 | 93 | 0 | 19 | 19 |
| | BHK Total | | 19 | 305 | 324 | 3 | 58 | 60 | 5 | 309 | 314 | 1 | 62 | 62 |
| Faculty Total | | | 89 | 1,045 | 1,134 | 30 | 510 | 540 | 75 | 1,065 | 1,140 | 30 | 517 | 547 |

NOTES:

* Full Time Equivalency (FTE) counts are determined by dividing the total student credit count per degree program / year by 30 credits, the typical "full-time" credit load. This calculation is used to measure teaching and course volume. Thirty-credit FTEs are not used for budgetary purposes. For FTEs related to UBC's annual submission to the Ministry of Advanced Education, please contact Planning and Institutional Research.

* Does not include current UBC students who have not registered for the current year

* RES = Resident

* New Headcount (HC) and New Full Time Equivalency (FTE) are registered students who started a new program in 2007 Summer



UBC 2007 Undergraduate Enrolment Headcount and FTE, Domestic, Summer Session

| | | | 2007S Actuals (December 6) | | | | | | 2006S Actuals (December 7) | | | | | |
|---------------|------------|----|----------------------------|---------|----------|---------|----------|-----------|----------------------------|---------|----------|---------|----------|-----------|
| Faculty | Degree | Yr | New HC | Cont HC | Total HC | New FTE | Cont FTE | Total FTE | New HC | Cont HC | Total HC | New FTE | Cont FTE | Total FTE |
| FRST | | | | | | | | | | | | | | |
| | BSCF | 1 | 0 | 0 | 0 | 0 | 0 | 0 | 0 | 21 | 21 | 0 | 4 | 4 |
| | BSCF | 2 | 0 | 0 | 0 | 0 | 0 | 0 | 0 | 7 | 7 | 0 | 1 | 1 |
| | BSCF | 3 | 0 | 0 | 0 | 0 | 0 | 0 | 0 | 2 | 2 | 0 | 0 | 0 |
| | BSCF Total | | 0 | 0 | 0 | 0 | 0 | 0 | 0 | 30 | 30 | 0 | 6 | 6 |
| | BSCN | 1 | 0 | 17 | 17 | 0 | 3 | 3 | 2 | 12 | 14 | 0 | 2 | 3 |
| | BSCN | 2 | 0 | 7 | 7 | 0 | 1 | 1 | 0 | 10 | 10 | 0 | 1 | 1 |
| | BSCN | 3 | 0 | 14 | 14 | 0 | 2 | 2 | 1 | 11 | 12 | 0 | 2 | 2 |
| | BSCN | 4 | 0 | 8 | 8 | 0 | 1 | 1 | 0 | 4 | 4 | 0 | 1 | 1 |
| | BSCN Total | | 0 | 46 | 46 | 0 | 6 | 6 | 3 | 37 | 40 | 1 | 6 | 7 |
| | BSCW | 1 | 0 | 18 | 18 | 0 | 3 | 3 | 0 | 13 | 13 | 0 | 2 | 2 |
| | BSCW | 2 | 0 | 9 | 9 | 0 | 1 | 1 | 0 | 14 | 14 | 0 | 3 | 3 |
| | BSCW | 3 | 0 | 13 | 13 | 0 | 1 | 1 | 0 | 11 | 11 | 0 | 1 | 1 |
| | BSCW | 4 | 0 | 12 | 12 | 0 | 1 | 1 | 0 | 11 | 11 | 0 | 1 | 1 |
| | BSCW Total | | 0 | 52 | 52 | 0 | 7 | 7 | 0 | 49 | 49 | 0 | 7 | 7 |
| | BSF | 1 | 3 | 22 | 25 | 1 | 4 | 5 | 2 | 11 | 13 | 0 | 1 | 1 |
| | BSF | 2 | 0 | 5 | 5 | 0 | 1 | 1 | 0 | 7 | 7 | 0 | 0 | 0 |
| | BSF | 3 | 0 | 1 | 1 | 0 | 0 | 0 | 0 | 5 | 5 | 0 | 0 | 0 |
| | BSF | 4 | 0 | 4 | 4 | 0 | 0 | 0 | 0 | 8 | 8 | 0 | 0 | 0 |
| | BSF Total | | 3 | 32 | 35 | 1 | 5 | 6 | 2 | 31 | 33 | 0 | 2 | 2 |
| | BSFS | 1 | 0 | 11 | 11 | 0 | 1 | 1 | 0 | 0 | 0 | 0 | 0 | 0 |
| | BSFS | 2 | 0 | 3 | 3 | 0 | 1 | 1 | 0 | 0 | 0 | 0 | 0 | 0 |
| | BSFS | 3 | 0 | 7 | 7 | 0 | 1 | 1 | 0 | 0 | 0 | 0 | 0 | 0 |
| | BSFS | 4 | 0 | 4 | 4 | 0 | 1 | 1 | 0 | 0 | 0 | 0 | 0 | 0 |
| | BSFS Total | | 0 | 25 | 25 | 0 | 4 | 4 | 0 | 0 | 0 | 0 | 0 | 0 |
| Faculty Total | | | 3 | 155 | 158 | 1 | 21 | 22 | 5 | 147 | 152 | 1 | 21 | 22 |
| LAW | | | | | | | | | | | | | | |
| | LLB | 2 | 0 | 1 | 1 | 0 | 0 | 0 | 0 | 0 | 0 | 0 | 0 | 0 |
| | LLB | 3 | 0 | 1 | 1 | 0 | 0 | 0 | 0 | 0 | 0 | 0 | 0 | 0 |
| | LLB Total | | 0 | 2 | 2 | 0 | 0 | 0 | 0 | 0 | 0 | 0 | 0 | 0 |
| Faculty Total | | | 0 | 2 | 2 | 0 | 0 | 0 | 0 | 0 | 0 | 0 | 0 | 0 |

NOTES:

* Full Time Equivalency (FTE) counts are determined by dividing the total student credit count per degree program / year by 30 credits, the typical "full-time" credit load. This calculation is used to measure teaching and course volume. Thirty-credit FTEs are not used for budgetary purposes. For FTEs related to UBC's annual submission to the Ministry of Advanced Education, please contact Planning and Institutional Research.

* Does not include current UBC students who have not registered for the current year

* RES = Resident

* New Headcount (HC) and New Full Time Equivalency (FTE) are registered students who started a new program in 2007 Summer



UBC 2007 Undergraduate Enrolment Headcount and FTE, Domestic, Summer Session

| | | | 2007S Actuals (December 6) | | | | | | 2006S Actuals (December 7) | | | | | |
|----------------------|------------|----|----------------------------|--------------|--------------|------------|--------------|--------------|----------------------------|------------|--------------|------------|------------|--------------|
| Faculty | Degree | Yr | New HC | Cont HC | Total HC | New FTE | Cont FTE | Total FTE | New HC | Cont HC | Total HC | New FTE | Cont FTE | Total FTE |
| LFS | | | | | | | | | | | | | | |
| | BSAG | 1 | 1 | 31 | 32 | 0 | 5 | 6 | 0 | 24 | 24 | 0 | 4 | 4 |
| | BSAG | 2 | 0 | 18 | 18 | 0 | 3 | 3 | 2 | 22 | 24 | 0 | 4 | 4 |
| | BSAG | 3 | 0 | 6 | 6 | 0 | 1 | 1 | 0 | 20 | 20 | 0 | 3 | 3 |
| | BSAG | 4 | 0 | 11 | 11 | 0 | 2 | 2 | 0 | 5 | 5 | 0 | 1 | 1 |
| | BSAG Total | | 1 | 66 | 67 | 0 | 12 | 12 | 2 | 71 | 73 | 0 | 12 | 12 |
| | BSFN | 1 | 3 | 132 | 135 | 1 | 28 | 28 | 8 | 104 | 112 | 1 | 23 | 24 |
| | BSFN | 2 | 3 | 144 | 147 | 1 | 26 | 27 | 6 | 74 | 80 | 1 | 13 | 14 |
| | BSFN | 3 | 0 | 127 | 127 | 0 | 21 | 21 | 0 | 101 | 101 | 0 | 19 | 19 |
| | BSFN | 4 | 0 | 66 | 66 | 0 | 9 | 9 | 0 | 112 | 112 | 0 | 17 | 17 |
| | BSFN | 5 | 0 | 30 | 30 | 0 | 6 | 6 | 0 | 0 | 0 | 0 | 0 | 0 |
| | BSFN Total | | 6 | 499 | 505 | 1 | 90 | 92 | 14 | 391 | 405 | 2 | 72 | 74 |
| | BSGR | 2 | 0 | 10 | 10 | 0 | 2 | 2 | 0 | 5 | 5 | 0 | 1 | 1 |
| | BSGR | 3 | 0 | 7 | 7 | 0 | 1 | 1 | 0 | 8 | 8 | 0 | 1 | 1 |
| | BSGR | 4 | 0 | 3 | 3 | 0 | 1 | 1 | 0 | 10 | 10 | 0 | 1 | 1 |
| | BSGR Total | | 0 | 20 | 20 | 0 | 3 | 3 | 0 | 23 | 23 | 0 | 3 | 3 |
| Faculty Total | | | 7 | 585 | 592 | 2 | 106 | 107 | 16 | 485 | 501 | 3 | 86 | 89 |
| MEDI | | | | | | | | | | | | | | |
| | BMLS | 3 | 0 | 11 | 11 | 0 | 1 | 1 | 0 | 9 | 9 | 0 | 1 | 1 |
| | BMLS | 4 | 0 | 1 | 1 | 0 | 0 | 0 | 0 | 0 | 0 | 0 | 0 | 0 |
| | BMLS Total | | 0 | 12 | 12 | 0 | 1 | 1 | 0 | 9 | 9 | 0 | 1 | 1 |
| | BMW | 1 | 0 | 2 | 2 | 0 | 1 | 1 | 0 | 1 | 1 | 0 | 0 | 0 |
| | BMW | 2 | 0 | 2 | 2 | 0 | 0 | 0 | 0 | 1 | 1 | 0 | 0 | 0 |
| | BMW | 3 | 0 | 10 | 10 | 0 | 4 | 4 | 0 | 10 | 10 | 0 | 4 | 4 |
| | BMW | 4 | 0 | 0 | 0 | 0 | 0 | 0 | 0 | 1 | 1 | 0 | 0 | 0 |
| | BMW Total | | 0 | 14 | 14 | 0 | 5 | 5 | 0 | 13 | 13 | 0 | 5 | 5 |
| | MD | 2 | 0 | 217 | 217 | 0 | 217 | 217 | 0 | 198 | 198 | 0 | 198 | 198 |
| | MD | 3 | 0 | 1 | 1 | 0 | 1 | 1 | 0 | 0 | 0 | 0 | 0 | 0 |
| | MD Total | | 0 | 218 | 218 | 0 | 218 | 218 | 0 | 198 | 198 | 0 | 198 | 198 |
| | RES Total | | 272 | 824 | 1,096 | 272 | 824 | 1,096 | 266 | 543 | 809 | 266 | 543 | 809 |
| Faculty Total | | | 272 | 1,068 | 1,340 | 272 | 1,048 | 1,320 | 266 | 763 | 1,029 | 266 | 747 | 1,013 |
| PHAR | | | | | | | | | | | | | | |
| | BSCP | 1 | 0 | 82 | 82 | 0 | 17 | 17 | 1 | 80 | 81 | 0 | 18 | 18 |
| | BSCP | 2 | 0 | 152 | 152 | 0 | 21 | 21 | 0 | 141 | 141 | 0 | 19 | 19 |
| | BSCP | 3 | 0 | 136 | 136 | 0 | 19 | 19 | 0 | 128 | 128 | 0 | 17 | 17 |
| | BSCP | 4 | 0 | 0 | 0 | 0 | 0 | 0 | 0 | 3 | 3 | 0 | 1 | 1 |
| | BSCP Total | | 0 | 370 | 370 | 0 | 57 | 57 | 1 | 352 | 353 | 0 | 55 | 55 |
| | RES Total | | 22 | 0 | 22 | 22 | 0 | 22 | 21 | 4 | 25 | 21 | 4 | 25 |
| Faculty Total | | | 22 | 370 | 392 | 22 | 57 | 79 | 22 | 356 | 378 | 21 | 59 | 80 |

NOTES:

* Full Time Equivalency (FTE) counts are determined by dividing the total student credit count per degree program / year by 30 credits, the typical "full-time" credit load. This calculation is used to measure teaching and course volume. Thirty-credit FTEs are not used for budgetary purposes. For FTEs related to UBC's annual submission to the Ministry of Advanced Education, please contact Planning and Institutional Research.

* Does not include current UBC students who have not registered for the current year

* RES = Resident

* New Headcount (HC) and New Full Time Equivalency (FTE) are registered students who started a new program in 2007 Summer



UBC 2007 Undergraduate Enrolment Headcount and FTE, Domestic, Summer Session

| | | | 2007S Actuals (December 6) | | | | | | 2006S Actuals (December 7) | | | | | |
|---------------|-----------|----|----------------------------|---------|----------|---------|----------|-----------|----------------------------|---------|----------|---------|----------|-----------|
| Faculty | Degree | Yr | New HC | Cont HC | Total HC | New FTE | Cont FTE | Total FTE | New HC | Cont HC | Total HC | New FTE | Cont FTE | Total FTE |
| SCIE | | | | | | | | | | | | | | |
| | BCS | 1 | 0 | 1 | 1 | 0 | 0 | 0 | 0 | 0 | 0 | 0 | 0 | 0 |
| | BCS | 2 | 0 | 1 | 1 | 0 | 0 | 0 | 0 | 2 | 2 | 0 | 1 | 1 |
| | BCS | 3 | 1 | 22 | 23 | 0 | 6 | 6 | 0 | 29 | 29 | 0 | 9 | 9 |
| | BCS | 4 | 0 | 20 | 20 | 0 | 3 | 3 | 0 | 10 | 10 | 0 | 2 | 2 |
| | BCS Total | | 1 | 44 | 45 | 0 | 9 | 9 | 0 | 41 | 41 | 0 | 11 | 11 |
| | BSC | 1 | 9 | 800 | 809 | 2 | 156 | 158 | 2 | 719 | 721 | 0 | 139 | 139 |
| | BSC | 2 | 34 | 833 | 867 | 7 | 157 | 165 | 22 | 882 | 904 | 4 | 174 | 178 |
| | BSC | 3 | 7 | 848 | 855 | 2 | 159 | 160 | 18 | 970 | 988 | 3 | 181 | 184 |
| | BSC | 4 | 0 | 519 | 519 | 0 | 83 | 83 | 0 | 497 | 497 | 0 | 83 | 83 |
| | BSC Total | | 50 | 3,000 | 3,050 | 11 | 555 | 566 | 42 | 3,068 | 3,110 | 8 | 577 | 585 |
| Faculty Total | | | 51 | 3,044 | 3,095 | 11 | 564 | 576 | 42 | 3,109 | 3,151 | 8 | 588 | 596 |
| Grand Total | | | 607 | 12,822 | 13,429 | 389 | 3,602 | 3,991 | 544 | 12,650 | 13,194 | 371 | 3,338 | 3,709 |

NOTES:

* Full Time Equivalency (FTE) counts are determined by dividing the total student credit count per degree program / year by 30 credits, the typical "full-time" credit load. This calculation is used to measure teaching and course volume. Thirty-credit FTEs are not used for budgetary purposes. For FTEs related to UBC's annual submission to the Ministry of Advanced Education, please contact Planning and Institutional Research.

* Does not include current UBC students who have not registered for the current year

* RES = Resident

* New Headcount (HC) and New Full Time Equivalency (FTE) are registered students who started a new program in 2007 Summer



UBCO 2007 Undergraduate Enrolment Headcount and FTE, Domestic, Winter Session

| | | | 2007W Actuals (December 6) | | | | | | 2006W Actuals (December 7) | | | | | |
|---------------|--------------|----|----------------------------|---------|----------|---------|----------|-----------|----------------------------|---------|----------|---------|----------|-----------|
| Faculty | Degree | Yr | New HC | Cont HC | Total HC | New FTE | Cont FTE | Total FTE | New HC | Cont HC | Total HC | New FTE | Cont FTE | Total FTE |
| APSO | | | | | | | | | | | | | | |
| | BASC-O | 1 | 118 | 1 | 119 | 135 | 1 | 136 | 97 | 1 | 98 | 111 | 1 | 112 |
| | BASC-O | 2 | 13 | 61 | 74 | 16 | 70 | 86 | 12 | 30 | 42 | 14 | 35 | 50 |
| | BASC-O | 3 | 2 | 37 | 39 | 2 | 27 | 29 | 0 | 0 | 0 | 0 | 0 | 0 |
| | BASC-O Total | | 133 | 99 | 232 | 152 | 98 | 250 | 109 | 31 | 140 | 126 | 36 | 162 |
| Faculty Total | | | 133 | 99 | 232 | 152 | 98 | 250 | 109 | 31 | 140 | 126 | 36 | 162 |
| ARSC | | | | | | | | | | | | | | |
| | BA-O | 1 | 441 | 56 | 497 | 397 | 37 | 434 | 397 | 33 | 430 | 345 | 18 | 363 |
| | BA-O | 2 | 134 | 276 | 410 | 108 | 230 | 338 | 141 | 253 | 394 | 107 | 187 | 294 |
| | BA-O | 3 | 118 | 335 | 453 | 98 | 258 | 356 | 151 | 281 | 432 | 116 | 209 | 325 |
| | BA-O | 4 | 11 | 426 | 437 | 7 | 297 | 304 | 10 | 435 | 445 | 6 | 300 | 306 |
| | BA-O Total | | 704 | 1,093 | 1,797 | 610 | 822 | 1,432 | 699 | 1,002 | 1,701 | 575 | 714 | 1,289 |
| | BSAG-O | 2 | 0 | 0 | 0 | 0 | 0 | 0 | 0 | 2 | 2 | 0 | 1 | 1 |
| | BSAG-O Total | | 0 | 0 | 0 | 0 | 0 | 0 | 0 | 2 | 2 | 0 | 1 | 1 |
| | BSC-O | 1 | 267 | 58 | 325 | 248 | 40 | 288 | 299 | 17 | 316 | 262 | 9 | 271 |
| | BSC-O | 2 | 63 | 189 | 252 | 52 | 161 | 212 | 64 | 165 | 229 | 52 | 131 | 183 |
| | BSC-O | 3 | 40 | 167 | 207 | 33 | 136 | 170 | 32 | 136 | 168 | 22 | 106 | 128 |
| | BSC-O | 4 | 0 | 176 | 176 | 0 | 132 | 132 | 1 | 165 | 166 | 0 | 115 | 116 |
| | BSC-O Total | | 370 | 590 | 960 | 333 | 468 | 802 | 396 | 483 | 879 | 336 | 361 | 697 |
| | PHAR-O | 1 | 27 | 0 | 27 | 26 | 0 | 26 | 29 | 0 | 29 | 27 | 0 | 27 |
| | PHAR-O Total | | 27 | 0 | 27 | 26 | 0 | 26 | 29 | 0 | 29 | 27 | 0 | 27 |
| Faculty Total | | | 1,101 | 1,683 | 2,784 | 969 | 1,290 | 2,259 | 1,124 | 1,487 | 2,611 | 938 | 1,075 | 2,013 |
| EDUO | | | | | | | | | | | | | | |
| | BEDE-O | 4 | 62 | 2 | 64 | 73 | 2 | 75 | 65 | 1 | 66 | 75 | 1 | 76 |
| | BEDE-O | 5 | 0 | 65 | 65 | 0 | 68 | 68 | 0 | 74 | 74 | 0 | 78 | 78 |
| | BEDE-O Total | | 62 | 67 | 129 | 73 | 70 | 143 | 65 | 75 | 140 | 75 | 79 | 154 |
| | BEDS-O | 5 | 75 | 3 | 78 | 83 | 1 | 84 | 66 | 4 | 70 | 70 | 1 | 71 |
| | BEDS-O Total | | 75 | 3 | 78 | 83 | 1 | 84 | 66 | 4 | 70 | 70 | 1 | 71 |
| Faculty Total | | | 137 | 70 | 207 | 155 | 71 | 226 | 131 | 79 | 210 | 145 | 80 | 225 |
| FCCS | | | | | | | | | | | | | | |
| | BFA-O | 1 | 40 | 6 | 46 | 44 | 3 | 47 | 38 | 5 | 43 | 39 | 2 | 41 |
| | BFA-O | 2 | 5 | 34 | 39 | 4 | 29 | 33 | 8 | 22 | 30 | 6 | 18 | 24 |
| | BFA-O | 3 | 6 | 30 | 36 | 5 | 22 | 27 | 3 | 40 | 43 | 2 | 31 | 33 |
| | BFA-O | 4 | 1 | 38 | 39 | 1 | 29 | 30 | 1 | 44 | 45 | 1 | 34 | 34 |
| | BFA-O Total | | 52 | 108 | 160 | 53 | 83 | 136 | 50 | 111 | 161 | 47 | 84 | 132 |
| Faculty Total | | | 52 | 108 | 160 | 53 | 83 | 136 | 50 | 111 | 161 | 47 | 84 | 132 |

NOTES:

* New Headcount (HC) and New Full Time Equivalency (FTE) are students registered in 2007W who started a new program in 2007 (Winter or Summer)

* Full Time Equivalency (FTE) counts are determined by dividing the total student credit count per degree program / year by 30 credits, the typical "full-time" credit load. This calculation is used to measure teaching and course volume. Thirty-credit FTEs are not used for budgetary purposes. For FTEs related to UBC's annual submission to the Ministry of Advanced Education, please contact Planning and Institutional Research.

* Does not include current UBC students who have not registered for the current year

* RES = Resident



UBCO 2007 Undergraduate Enrolment Headcount and FTE, Domestic, Winter Session

| | | | 2007W Actuals (December 6) | | | | | | 2006W Actuals (December 7) | | | | | |
|----------------------|--------------|----|----------------------------|--------------|--------------|--------------|--------------|--------------|----------------------------|--------------|--------------|--------------|--------------|--------------|
| Faculty | Degree | Yr | New HC | Cont HC | Total HC | New FTE | Cont FTE | Total FTE | New HC | Cont HC | Total HC | New FTE | Cont FTE | Total FTE |
| HSD | | | | | | | | | | | | | | |
| | BAHS-O | 1 | 27 | 0 | 27 | 26 | 0 | 26 | 0 | 0 | 0 | 0 | 0 | 0 |
| | BAHS-O | 2 | 5 | 0 | 5 | 4 | 0 | 4 | 0 | 0 | 0 | 0 | 0 | 0 |
| | BAHS-O Total | | 32 | 0 | 32 | 30 | 0 | 30 | 0 | 0 | 0 | 0 | 0 | 0 |
| | BHK-O | 1 | 66 | 0 | 66 | 61 | 0 | 61 | 0 | 0 | 0 | 0 | 0 | 0 |
| | BHK-O Total | | 66 | 0 | 66 | 61 | 0 | 61 | 0 | 0 | 0 | 0 | 0 | 0 |
| | BSN-O | 1 | 110 | 3 | 113 | 103 | 2 | 105 | 108 | 1 | 109 | 98 | 1 | 99 |
| | BSN-O | 2 | 10 | 106 | 116 | 8 | 65 | 73 | 3 | 88 | 91 | 2 | 53 | 55 |
| | BSN-O | 3 | 6 | 79 | 85 | 3 | 70 | 73 | 8 | 90 | 98 | 2 | 70 | 71 |
| | BSN-O | 4 | 0 | 92 | 92 | 0 | 71 | 71 | 1 | 85 | 86 | 1 | 67 | 67 |
| | BSN-O Total | | 126 | 280 | 406 | 114 | 207 | 321 | 120 | 264 | 384 | 103 | 190 | 293 |
| | BSW-O | 2 | 5 | 2 | 7 | 4 | 2 | 6 | 6 | 0 | 6 | 5 | 0 | 5 |
| | BSW-O | 3 | 36 | 13 | 49 | 33 | 12 | 46 | 50 | 2 | 52 | 45 | 2 | 46 |
| | BSW-O | 4 | 0 | 42 | 42 | 0 | 35 | 35 | 0 | 41 | 41 | 0 | 35 | 35 |
| | BSW-O Total | | 41 | 57 | 98 | 37 | 49 | 86 | 56 | 43 | 99 | 49 | 36 | 86 |
| Faculty Total | | | 265 | 337 | 602 | 242 | 256 | 498 | 176 | 307 | 483 | 152 | 226 | 379 |
| MGMT | | | | | | | | | | | | | | |
| | BMGT-O | 1 | 101 | 22 | 123 | 97 | 19 | 116 | 92 | 0 | 92 | 81 | 0 | 81 |
| | BMGT-O | 2 | 38 | 46 | 84 | 31 | 39 | 70 | 44 | 23 | 67 | 33 | 21 | 54 |
| | BMGT-O | 3 | 27 | 56 | 83 | 30 | 61 | 91 | 1 | 0 | 1 | 1 | 0 | 1 |
| | BMGT-O Total | | 166 | 124 | 290 | 158 | 118 | 276 | 137 | 23 | 160 | 115 | 21 | 135 |
| Faculty Total | | | 166 | 124 | 290 | 158 | 118 | 276 | 137 | 23 | 160 | 115 | 21 | 135 |
| Grand Total | | | 1,854 | 2,421 | 4,275 | 1,729 | 1,916 | 3,645 | 1,727 | 2,038 | 3,765 | 1,522 | 1,523 | 3,045 |

NOTES:

- * New Headcount (HC) and New Full Time Equivalency (FTE) are students registered in 2007W who started a new program in 2007 (Winter or Summer)
- * Full Time Equivalency (FTE) counts are determined by dividing the total student credit count per degree program / year by 30 credits, the typical "full-time" credit load. This calculation is used to measure teaching and course volume. Thirty-credit FTEs are not used for budgetary purposes. For FTEs related to UBC's annual submission to the Ministry of Advanced Education, please contact Planning and Institutional Research.
- * Does not include current UBC students who have not registered for the current year
- * RES = Resident



UBC 2007 Undergraduate Enrolment Headcount and FTE, International, Winter Session

| | | | 2007W Actuals (December 6) | | | | | | 2006W Actuals (December 7) | | | | | |
|---------------|------------|----|----------------------------|---------|----------|---------|----------|-----------|----------------------------|---------|----------|---------|----------|-----------|
| Faculty | Degree | Yr | New HC | Cont HC | Total HC | New FTE | Cont FTE | Total FTE | New HC | Cont HC | Total HC | New FTE | Cont FTE | Total FTE |
| APSC | | | | | | | | | | | | | | |
| | BASC | 1 | 78 | 7 | 85 | 75 | 4 | 79 | 71 | 3 | 74 | 69 | 2 | 71 |
| | BASC | 2 | 16 | 65 | 81 | 15 | 66 | 81 | 28 | 64 | 92 | 29 | 67 | 96 |
| | BASC | 3 | 0 | 115 | 115 | 0 | 104 | 104 | 5 | 85 | 90 | 4 | 75 | 79 |
| | BASC | 4 | 0 | 61 | 61 | 0 | 60 | 60 | 0 | 45 | 45 | 0 | 40 | 40 |
| | BASC | 5 | 0 | 4 | 4 | 0 | 4 | 4 | 0 | 4 | 4 | 0 | 6 | 6 |
| | BASC Total | | 94 | 252 | 346 | 90 | 238 | 328 | 104 | 201 | 305 | 102 | 190 | 292 |
| | BEND | 3 | 3 | 0 | 3 | 4 | 0 | 4 | 0 | 0 | 0 | 0 | 0 | 0 |
| | BEND | 4 | 0 | 0 | 0 | 0 | 0 | 0 | 0 | 2 | 2 | 0 | 2 | 2 |
| | BEND Total | | 3 | 0 | 3 | 4 | 0 | 4 | 0 | 2 | 2 | 0 | 2 | 2 |
| | BSN | 3 | 1 | 1 | 2 | 1 | 1 | 1 | 3 | 1 | 4 | 2 | 1 | 3 |
| | BSN | 4 | 0 | 3 | 3 | 0 | 3 | 3 | 0 | 2 | 2 | 0 | 2 | 2 |
| | BSN Total | | 1 | 4 | 5 | 1 | 4 | 4 | 3 | 3 | 6 | 2 | 3 | 5 |
| Faculty Total | | | 98 | 256 | 354 | 94 | 242 | 336 | 107 | 206 | 313 | 104 | 195 | 299 |
| ARTS | | | | | | | | | | | | | | |
| | BA | 1 | 360 | 58 | 418 | 307 | 45 | 352 | 271 | 70 | 341 | 230 | 52 | 281 |
| | BA | 2 | 86 | 201 | 287 | 67 | 166 | 233 | 96 | 225 | 321 | 69 | 188 | 257 |
| | BA | 3 | 64 | 352 | 416 | 53 | 284 | 337 | 64 | 285 | 349 | 49 | 226 | 275 |
| | BA | 4 | 2 | 305 | 307 | 2 | 216 | 217 | 6 | 225 | 231 | 4 | 163 | 167 |
| | BA Total | | 512 | 916 | 1,428 | 428 | 711 | 1,140 | 437 | 805 | 1,242 | 352 | 629 | 981 |
| | BFA | 2 | 3 | 0 | 3 | 3 | 0 | 3 | 3 | 0 | 3 | 3 | 0 | 3 |
| | BFA | 3 | 2 | 4 | 6 | 2 | 3 | 5 | 9 | 1 | 10 | 6 | 1 | 7 |
| | BFA | 4 | 1 | 10 | 11 | 1 | 8 | 9 | 0 | 3 | 3 | 0 | 2 | 2 |
| | BFA Total | | 6 | 14 | 20 | 6 | 11 | 17 | 12 | 4 | 16 | 9 | 2 | 11 |
| | BMUS | 1 | 5 | 0 | 5 | 5 | 0 | 5 | 1 | 0 | 1 | 1 | 0 | 1 |
| | BMUS | 2 | 0 | 1 | 1 | 0 | 1 | 1 | 1 | 1 | 2 | 1 | 1 | 1 |
| | BMUS | 3 | 0 | 1 | 1 | 0 | 1 | 1 | 0 | 1 | 1 | 0 | 1 | 1 |
| | BMUS | 4 | 0 | 4 | 4 | 0 | 3 | 3 | 0 | 5 | 5 | 0 | 4 | 4 |
| | BMUS Total | | 5 | 6 | 11 | 5 | 5 | 9 | 2 | 7 | 9 | 2 | 5 | 7 |
| Faculty Total | | | 523 | 936 | 1,459 | 439 | 727 | 1,165 | 451 | 816 | 1,267 | 363 | 636 | 999 |
| COMM | | | | | | | | | | | | | | |
| | BCOM | 1 | 79 | 0 | 79 | 71 | 0 | 71 | 58 | 0 | 58 | 55 | 0 | 55 |
| | BCOM | 2 | 64 | 44 | 108 | 53 | 40 | 92 | 52 | 18 | 70 | 43 | 17 | 59 |
| | BCOM | 3 | 23 | 79 | 102 | 20 | 66 | 85 | 42 | 58 | 100 | 37 | 47 | 84 |
| | BCOM | 4 | 0 | 104 | 104 | 0 | 74 | 74 | 0 | 146 | 146 | 0 | 101 | 101 |
| | BCOM Total | | 166 | 227 | 393 | 144 | 180 | 324 | 152 | 222 | 374 | 135 | 164 | 299 |
| Faculty Total | | | 166 | 227 | 393 | 144 | 180 | 324 | 152 | 222 | 374 | 135 | 164 | 299 |
| DENT | | | | | | | | | | | | | | |
| | BDSC | 1 | 0 | 1 | 1 | 0 | 1 | 1 | 2 | 0 | 2 | 2 | 0 | 2 |
| | BDSC | 3 | 1 | 0 | 1 | 1 | 0 | 1 | 0 | 0 | 0 | 0 | 0 | 0 |
| | BDSC Total | | 1 | 1 | 2 | 1 | 1 | 1 | 2 | 0 | 2 | 2 | 0 | 2 |
| Faculty Total | | | 1 | 1 | 2 | 1 | 1 | 1 | 2 | 0 | 2 | 2 | 0 | 2 |

NOTES:

- * New Headcount (HC) and New Full Time Equivalency (FTE) are students registered in 2007W who started a new program in 2007 (Winter or Summer)
- * Full Time Equivalency (FTE) counts are determined by dividing the total student credit count per degree program / year by 30 credits, the typical "full-time" credit load. This calculation is used to measure teaching and course volume. Thirty-credit FTEs are not used for budgetary purposes. For FTEs related to UBC's annual submission to the Ministry of Advanced Education, please contact Planning and Institutional Research.
- * Does not include current UBC students who have not registered for the current year
- * RES = Resident



UBC 2007 Undergraduate Enrolment Headcount and FTE, International, Winter Session

| | | | 2007W Actuals (December 6) | | | | | | 2006W Actuals (December 7) | | | | | |
|---------------|------------|----|----------------------------|---------|----------|---------|----------|-----------|----------------------------|---------|----------|---------|----------|-----------|
| Faculty | Degree | Yr | New HC | Cont HC | Total HC | New FTE | Cont FTE | Total FTE | New HC | Cont HC | Total HC | New FTE | Cont FTE | Total FTE |
| EDUC | | | | | | | | | | | | | | |
| | BEDE | 1 | 2 | 0 | 2 | 2 | 0 | 2 | 1 | 0 | 1 | 1 | 0 | 1 |
| | BEDE Total | | 2 | 0 | 2 | 2 | 0 | 2 | 1 | 0 | 1 | 1 | 0 | 1 |
| | BEDM | 1 | 1 | 0 | 1 | 1 | 0 | 1 | 0 | 0 | 0 | 0 | 0 | 0 |
| | BEDM Total | | 1 | 0 | 1 | 1 | 0 | 1 | 0 | 0 | 0 | 0 | 0 | 0 |
| | BEDS | 1 | 1 | 0 | 1 | 1 | 0 | 1 | 0 | 0 | 0 | 0 | 0 | 0 |
| | BEDS Total | | 1 | 0 | 1 | 1 | 0 | 1 | 0 | 0 | 0 | 0 | 0 | 0 |
| | BHK | 1 | 10 | 1 | 11 | 9 | 1 | 9 | 4 | 0 | 4 | 4 | 0 | 4 |
| | BHK | 2 | 0 | 4 | 4 | 0 | 3 | 3 | 2 | 7 | 9 | 2 | 5 | 7 |
| | BHK | 3 | 0 | 6 | 6 | 0 | 4 | 4 | 0 | 3 | 3 | 0 | 3 | 3 |
| | BHK | 4 | 0 | 3 | 3 | 0 | 3 | 3 | 0 | 4 | 4 | 0 | 3 | 3 |
| | BHK Total | | 10 | 14 | 24 | 9 | 11 | 20 | 6 | 14 | 20 | 5 | 11 | 17 |
| Faculty Total | | | 14 | 14 | 28 | 14 | 11 | 25 | 7 | 14 | 21 | 7 | 11 | 18 |
| FRST | | | | | | | | | | | | | | |
| | BSCN | 1 | 14 | 7 | 21 | 14 | 7 | 20 | 10 | 7 | 17 | 9 | 6 | 16 |
| | BSCN | 2 | 0 | 2 | 2 | 0 | 1 | 1 | 1 | 1 | 2 | 1 | 1 | 2 |
| | BSCN | 3 | 0 | 4 | 4 | 0 | 3 | 3 | 0 | 3 | 3 | 0 | 3 | 3 |
| | BSCN | 4 | 0 | 4 | 4 | 0 | 3 | 3 | 0 | 3 | 3 | 0 | 2 | 2 |
| | BSCN Total | | 14 | 17 | 31 | 14 | 14 | 28 | 11 | 14 | 25 | 10 | 13 | 23 |
| | BSCW | 1 | 5 | 2 | 7 | 4 | 2 | 6 | 4 | 2 | 6 | 4 | 2 | 6 |
| | BSCW | 2 | 0 | 0 | 0 | 0 | 0 | 0 | 0 | 1 | 1 | 0 | 1 | 1 |
| | BSCW | 3 | 0 | 4 | 4 | 0 | 4 | 4 | 0 | 1 | 1 | 0 | 1 | 1 |
| | BSCW | 4 | 0 | 1 | 1 | 0 | 0 | 0 | 0 | 0 | 0 | 0 | 0 | 0 |
| | BSCW Total | | 5 | 7 | 12 | 4 | 7 | 11 | 4 | 4 | 8 | 4 | 3 | 7 |
| | BSF | 1 | 2 | 1 | 3 | 2 | 1 | 3 | 1 | 1 | 2 | 1 | 1 | 2 |
| | BSF | 3 | 0 | 1 | 1 | 0 | 1 | 1 | 0 | 2 | 2 | 0 | 2 | 2 |
| | BSF | 4 | 0 | 2 | 2 | 0 | 2 | 2 | 0 | 1 | 1 | 0 | 1 | 1 |
| | BSF Total | | 2 | 4 | 6 | 2 | 4 | 6 | 1 | 4 | 5 | 1 | 4 | 5 |
| | BSFS | 1 | 2 | 2 | 4 | 2 | 2 | 4 | 3 | 0 | 3 | 2 | 0 | 2 |
| | BSFS | 2 | 0 | 0 | 0 | 0 | 0 | 0 | 3 | 0 | 3 | 2 | 0 | 2 |
| | BSFS | 3 | 0 | 2 | 2 | 0 | 1 | 1 | 0 | 0 | 0 | 0 | 0 | 0 |
| | BSFS | 4 | 0 | 2 | 2 | 0 | 2 | 2 | 1 | 0 | 1 | 1 | 0 | 1 |
| | BSFS Total | | 2 | 6 | 8 | 2 | 5 | 7 | 7 | 0 | 7 | 4 | 0 | 4 |
| Faculty Total | | | 23 | 34 | 57 | 22 | 29 | 51 | 23 | 22 | 45 | 20 | 20 | 40 |
| LAW | | | | | | | | | | | | | | |
| | LLB | 1 | 4 | 0 | 4 | 5 | 0 | 5 | 2 | 0 | 2 | 2 | 0 | 2 |
| | LLB | 2 | 0 | 2 | 2 | 0 | 2 | 2 | 0 | 3 | 3 | 0 | 3 | 3 |
| | LLB | 3 | 0 | 3 | 3 | 0 | 3 | 3 | 0 | 3 | 3 | 0 | 3 | 3 |
| | LLB Total | | 4 | 5 | 9 | 5 | 5 | 9 | 2 | 6 | 8 | 2 | 6 | 9 |
| Faculty Total | | | 4 | 5 | 9 | 5 | 5 | 9 | 2 | 6 | 8 | 2 | 6 | 9 |

NOTES:

- * New Headcount (HC) and New Full Time Equivalency (FTE) are students registered in 2007W who started a new program in 2007 (Winter or Summer)
- * Full Time Equivalency (FTE) counts are determined by dividing the total student credit count per degree program / year by 30 credits, the typical "full-time" credit load. This calculation is used to measure teaching and course volume. Thirty-credit FTEs are not used for budgetary purposes. For FTEs related to UBC's annual submission to the Ministry of Advanced Education, please contact Planning and Institutional Research.
- * Does not include current UBC students who have not registered for the current year
- * RES = Resident



UBC 2007 Undergraduate Enrolment Headcount and FTE, International, Winter Session

| | | | 2007W Actuals (December 6) | | | | | | 2006W Actuals (December 7) | | | | | |
|---------------|------------|----|----------------------------|---------|----------|---------|----------|-----------|----------------------------|---------|----------|---------|----------|-----------|
| Faculty | Degree | Yr | New HC | Cont HC | Total HC | New FTE | Cont FTE | Total FTE | New HC | Cont HC | Total HC | New FTE | Cont FTE | Total FTE |
| LFS | | | | | | | | | | | | | | |
| | BSAG | 1 | 5 | 1 | 6 | 4 | 0 | 5 | 5 | 1 | 6 | 4 | 1 | 5 |
| | BSAG | 2 | 1 | 3 | 4 | 1 | 3 | 3 | 0 | 1 | 1 | 0 | 1 | 1 |
| | BSAG | 3 | 0 | 1 | 1 | 0 | 1 | 1 | 0 | 2 | 2 | 0 | 2 | 2 |
| | BSAG | 4 | 0 | 1 | 1 | 0 | 1 | 1 | 0 | 0 | 0 | 0 | 0 | 0 |
| | BSAG Total | | 6 | 6 | 12 | 5 | 4 | 10 | 5 | 4 | 9 | 4 | 4 | 8 |
| | BSFN | 1 | 11 | 2 | 13 | 9 | 1 | 10 | 24 | 2 | 26 | 20 | 1 | 21 |
| | BSFN | 2 | 9 | 17 | 26 | 7 | 15 | 22 | 9 | 8 | 17 | 7 | 6 | 12 |
| | BSFN | 3 | 0 | 16 | 16 | 0 | 12 | 12 | 1 | 21 | 22 | 1 | 18 | 19 |
| | BSFN | 4 | 1 | 17 | 18 | 1 | 12 | 13 | 1 | 7 | 8 | 1 | 4 | 5 |
| | BSFN Total | | 21 | 52 | 73 | 17 | 40 | 57 | 35 | 38 | 73 | 29 | 29 | 58 |
| | BSGR | 2 | 5 | 4 | 9 | 5 | 3 | 7 | 6 | 2 | 8 | 5 | 1 | 6 |
| | BSGR | 3 | 1 | 3 | 4 | 1 | 1 | 2 | 0 | 3 | 3 | 0 | 2 | 2 |
| | BSGR | 4 | 0 | 5 | 5 | 0 | 3 | 3 | 1 | 6 | 7 | 0 | 4 | 4 |
| | BSGR Total | | 6 | 12 | 18 | 6 | 7 | 12 | 7 | 11 | 18 | 5 | 7 | 12 |
| Faculty Total | | | 33 | 70 | 103 | 28 | 51 | 79 | 47 | 53 | 100 | 38 | 39 | 77 |
| MEDI | | | | | | | | | | | | | | |
| | BMLS | 3 | 0 | 0 | 0 | 0 | 0 | 0 | 1 | 0 | 1 | 1 | 0 | 1 |
| | BMLS | 4 | 0 | 1 | 1 | 0 | 1 | 1 | 0 | 0 | 0 | 0 | 0 | 0 |
| | BMLS Total | | 0 | 1 | 1 | 0 | 1 | 1 | 1 | 0 | 1 | 1 | 0 | 1 |
| Faculty Total | | | 0 | 1 | 1 | 0 | 1 | 1 | 1 | 0 | 1 | 1 | 0 | 1 |
| SCIE | | | | | | | | | | | | | | |
| | BCS | 2 | 0 | 3 | 3 | 0 | 1 | 1 | 2 | 0 | 2 | 1 | 0 | 1 |
| | BCS | 3 | 1 | 0 | 1 | 1 | 0 | 1 | 0 | 0 | 0 | 0 | 0 | 0 |
| | BCS | 4 | 0 | 1 | 1 | 0 | 1 | 1 | 0 | 1 | 1 | 0 | 1 | 1 |
| | BCS Total | | 1 | 4 | 5 | 1 | 2 | 3 | 2 | 1 | 3 | 1 | 1 | 2 |
| | BSC | 1 | 97 | 10 | 107 | 92 | 9 | 101 | 60 | 3 | 63 | 55 | 2 | 57 |
| | BSC | 2 | 56 | 62 | 118 | 45 | 50 | 95 | 52 | 69 | 121 | 37 | 57 | 94 |
| | BSC | 3 | 8 | 99 | 107 | 6 | 82 | 88 | 22 | 95 | 117 | 19 | 78 | 97 |
| | BSC | 4 | 0 | 123 | 123 | 0 | 97 | 97 | 0 | 99 | 99 | 0 | 71 | 71 |
| | BSC Total | | 161 | 294 | 455 | 143 | 238 | 381 | 134 | 266 | 400 | 111 | 208 | 319 |
| Faculty Total | | | 162 | 298 | 460 | 144 | 240 | 384 | 136 | 267 | 403 | 112 | 208 | 321 |
| Grand Total | | | 1,024 | 1,842 | 2,866 | 889 | 1,486 | 2,375 | 928 | 1,606 | 2,534 | 784 | 1,280 | 2,064 |

NOTES:

- * New Headcount (HC) and New Full Time Equivalency (FTE) are students registered in 2007W who started a new program in 2007 (Winter or Summer)
- * Full Time Equivalency (FTE) counts are determined by dividing the total student credit count per degree program / year by 30 credits, the typical "full-time" credit load. This calculation is used to measure teaching and course volume. Thirty-credit FTEs are not used for budgetary purposes. For FTEs related to UBC's annual submission to the Ministry of Advanced Education, please contact Planning and Institutional Research.
- * Does not include current UBC students who have not registered for the current year
- * RES = Resident



UBC 2007 Undergraduate Enrolment Headcount and FTE, Domestic, Winter Session

| | | | 2007W Actuals (December 6) | | | | | | 2006W Actuals (December 7) | | | | | |
|---------------|------------|----|----------------------------|---------|----------|---------|----------|-----------|----------------------------|---------|----------|---------|----------|-----------|
| Faculty | Degree | Yr | New HC | Cont HC | Total HC | New FTE | Cont FTE | Total FTE | New HC | Cont HC | Total HC | New FTE | Cont FTE | Total FTE |
| APSC | | | | | | | | | | | | | | |
| | BASC | 1 | 625 | 47 | 672 | 671 | 35 | 707 | 632 | 21 | 653 | 676 | 15 | 691 |
| | BASC | 2 | 151 | 602 | 753 | 170 | 670 | 840 | 160 | 554 | 714 | 178 | 610 | 788 |
| | BASC | 3 | 29 | 986 | 1,015 | 37 | 891 | 928 | 43 | 923 | 966 | 42 | 795 | 838 |
| | BASC | 4 | 0 | 750 | 750 | 0 | 726 | 726 | 0 | 747 | 747 | 0 | 689 | 689 |
| | BASC | 5 | 0 | 77 | 77 | 0 | 76 | 76 | 0 | 65 | 65 | 0 | 69 | 69 |
| | BASC Total | | 805 | 2,462 | 3,267 | 878 | 2,398 | 3,276 | 835 | 2,310 | 3,145 | 896 | 2,178 | 3,075 |
| | BEND | 3 | 21 | 0 | 21 | 25 | 0 | 25 | 1 | 13 | 14 | 1 | 14 | 15 |
| | BEND | 4 | 1 | 11 | 12 | 1 | 11 | 12 | 0 | 15 | 15 | 0 | 15 | 15 |
| | BEND Total | | 22 | 11 | 33 | 26 | 11 | 37 | 1 | 28 | 29 | 1 | 29 | 30 |
| | BSN | 2 | 0 | 0 | 0 | 0 | 0 | 0 | 0 | 27 | 27 | 0 | 18 | 18 |
| | BSN | 3 | 85 | 115 | 200 | 61 | 55 | 116 | 131 | 134 | 265 | 77 | 54 | 131 |
| | BSN | 4 | 0 | 186 | 186 | 0 | 122 | 122 | 0 | 201 | 201 | 0 | 125 | 125 |
| | BSN Total | | 85 | 301 | 386 | 61 | 177 | 238 | 131 | 362 | 493 | 77 | 197 | 274 |
| Faculty Total | | | 912 | 2,774 | 3,686 | 965 | 2,586 | 3,551 | 967 | 2,700 | 3,667 | 975 | 2,404 | 3,379 |
| ARTS | | | | | | | | | | | | | | |
| | BA | 1 | 1,592 | 388 | 1,980 | 1,397 | 287 | 1,684 | 1,621 | 418 | 2,039 | 1,437 | 298 | 1,734 |
| | BA | 2 | 518 | 1,470 | 1,988 | 403 | 1,233 | 1,636 | 449 | 1,491 | 1,940 | 333 | 1,182 | 1,515 |
| | BA | 3 | 543 | 2,167 | 2,710 | 421 | 1,654 | 2,075 | 462 | 2,084 | 2,546 | 347 | 1,555 | 1,901 |
| | BA | 4 | 28 | 2,544 | 2,572 | 19 | 1,696 | 1,714 | 47 | 2,676 | 2,723 | 29 | 1,722 | 1,751 |
| | BA Total | | 2,681 | 6,569 | 9,250 | 2,239 | 4,870 | 7,109 | 2,579 | 6,669 | 9,248 | 2,146 | 4,756 | 6,902 |
| | BFA | 2 | 12 | 7 | 19 | 10 | 6 | 15 | 13 | 3 | 16 | 12 | 2 | 14 |
| | BFA | 3 | 34 | 15 | 49 | 28 | 13 | 41 | 46 | 28 | 74 | 37 | 22 | 60 |
| | BFA | 4 | 5 | 79 | 84 | 4 | 55 | 59 | 2 | 78 | 80 | 1 | 52 | 53 |
| | BFA Total | | 51 | 101 | 152 | 42 | 74 | 116 | 61 | 109 | 170 | 50 | 77 | 127 |
| | BMUS | 1 | 44 | 0 | 44 | 46 | 0 | 46 | 54 | 0 | 54 | 53 | 0 | 53 |
| | BMUS | 2 | 14 | 49 | 63 | 14 | 48 | 61 | 8 | 44 | 52 | 8 | 44 | 52 |
| | BMUS | 3 | 10 | 52 | 62 | 11 | 49 | 60 | 13 | 43 | 56 | 13 | 41 | 54 |
| | BMUS | 4 | 0 | 78 | 78 | 0 | 61 | 61 | 0 | 86 | 86 | 0 | 67 | 67 |
| | BMUS Total | | 68 | 179 | 247 | 70 | 158 | 229 | 75 | 173 | 248 | 73 | 152 | 226 |
| | BSW | 1 | 0 | 1 | 1 | 0 | 0 | 0 | 0 | 11 | 11 | 0 | 2 | 2 |
| | BSW | 2 | 0 | 8 | 8 | 0 | 2 | 2 | 0 | 0 | 0 | 0 | 0 | 0 |
| | BSW | 3 | 29 | 5 | 34 | 30 | 2 | 32 | 33 | 3 | 36 | 30 | 1 | 31 |
| | BSW | 4 | 0 | 28 | 28 | 0 | 23 | 23 | 0 | 47 | 47 | 0 | 35 | 35 |
| | BSW Total | | 29 | 42 | 71 | 30 | 27 | 57 | 33 | 61 | 94 | 30 | 38 | 68 |
| | CTDE | 1 | 1 | 0 | 1 | 1 | 0 | 1 | 0 | 0 | 0 | 0 | 0 | 0 |
| | CTDE Total | | 1 | 0 | 1 | 1 | 0 | 1 | 0 | 0 | 0 | 0 | 0 | 0 |
| Faculty Total | | | 2,830 | 6,891 | 9,721 | 2,382 | 5,129 | 7,511 | 2,748 | 7,012 | 9,760 | 2,299 | 5,023 | 7,322 |

NOTES:

- * New Headcount (HC) and New Full Time Equivalency (FTE) are students registered in 2007W who started a new program in 2007 (Winter or Summer)
- * Full Time Equivalency (FTE) counts are determined by dividing the total student credit count per degree program / year by 30 credits, the typical "full-time" credit load. This calculation is used to measure teaching and course volume. Thirty-credit FTEs are not used for budgetary purposes. For FTEs related to UBC's annual submission to the Ministry of Advanced Education, please contact Planning and Institutional Research.
- * Does not include current UBC students who have not registered for the current year
- * RES = Resident



UBC 2007 Undergraduate Enrolment Headcount and FTE, Domestic, Winter Session

| | | | 2007W Actuals (December 6) | | | | | | 2006W Actuals (December 7) | | | | | |
|---------------|------------|----|----------------------------|---------|----------|---------|----------|-----------|----------------------------|---------|----------|---------|----------|-----------|
| Faculty | Degree | Yr | New HC | Cont HC | Total HC | New FTE | Cont FTE | Total FTE | New HC | Cont HC | Total HC | New FTE | Cont FTE | Total FTE |
| COMM | | | | | | | | | | | | | | |
| | BBRE | | 0 | 1 | 1 | 0 | 0 | 0 | 0 | 0 | 0 | 0 | 0 | 0 |
| | BBRE | 2 | 1 | 0 | 1 | 0 | 0 | 0 | 1 | 1 | 2 | 0 | 0 | 1 |
| | BBRE | 3 | 7 | 4 | 11 | 2 | 2 | 4 | 7 | 2 | 9 | 3 | 0 | 4 |
| | BBRE | 4 | 0 | 1 | 1 | 0 | 0 | 0 | 1 | 0 | 1 | 0 | 0 | 0 |
| | BBRE Total | | 8 | 6 | 14 | 2 | 2 | 4 | 9 | 3 | 12 | 4 | 0 | 4 |
| | BCOM | 1 | 298 | 2 | 300 | 292 | 1 | 293 | 312 | 5 | 317 | 305 | 4 | 308 |
| | BCOM | 2 | 193 | 301 | 494 | 185 | 282 | 467 | 168 | 287 | 455 | 151 | 267 | 418 |
| | BCOM | 3 | 92 | 471 | 563 | 88 | 415 | 503 | 89 | 432 | 521 | 81 | 374 | 455 |
| | BCOM | 4 | 0 | 587 | 587 | 0 | 416 | 416 | 0 | 592 | 592 | 0 | 398 | 398 |
| | BCOM Total | | 583 | 1,361 | 1,944 | 565 | 1,114 | 1,679 | 569 | 1,316 | 1,885 | 537 | 1,042 | 1,579 |
| Faculty Total | | | 591 | 1,367 | 1,958 | 567 | 1,116 | 1,683 | 578 | 1,319 | 1,897 | 540 | 1,043 | 1,583 |
| DENT | | | | | | | | | | | | | | |
| | BDSC | 1 | 28 | 1 | 29 | 23 | 1 | 24 | 10 | 0 | 10 | 9 | 0 | 9 |
| | BDSC | 2 | 0 | 1 | 1 | 0 | 1 | 1 | 0 | 0 | 0 | 0 | 0 | 0 |
| | BDSC | 3 | 20 | 21 | 41 | 7 | 7 | 14 | 32 | 6 | 38 | 12 | 1 | 14 |
| | BDSC | 4 | 36 | 50 | 86 | 9 | 18 | 27 | 22 | 45 | 67 | 8 | 16 | 23 |
| | BDSC Total | | 84 | 73 | 157 | 39 | 27 | 66 | 64 | 51 | 115 | 29 | 17 | 46 |
| | DMD | 1 | 37 | 2 | 39 | 37 | 2 | 39 | 39 | 2 | 41 | 39 | 2 | 41 |
| | DMD | 2 | 0 | 42 | 42 | 0 | 42 | 42 | 1 | 34 | 35 | 1 | 34 | 35 |
| | DMD | 3 | 10 | 33 | 43 | 10 | 33 | 43 | 10 | 44 | 54 | 10 | 44 | 54 |
| | DMD | 4 | 0 | 49 | 49 | 0 | 49 | 49 | 0 | 48 | 48 | 0 | 48 | 48 |
| | DMD Total | | 47 | 126 | 173 | 47 | 126 | 173 | 50 | 128 | 178 | 50 | 128 | 178 |
| | RES Total | | 11 | 3 | 14 | 11 | 3 | 14 | 12 | 4 | 16 | 12 | 4 | 16 |
| Faculty Total | | | 142 | 202 | 344 | 97 | 156 | 253 | 126 | 183 | 309 | 91 | 149 | 240 |

NOTES:

- * New Headcount (HC) and New Full Time Equivalency (FTE) are students registered in 2007W who started a new program in 2007 (Winter or Summer)
- * Full Time Equivalency (FTE) counts are determined by dividing the total student credit count per degree program / year by 30 credits, the typical "full-time" credit load. This calculation is used to measure teaching and course volume. Thirty-credit FTEs are not used for budgetary purposes. For FTEs related to UBC's annual submission to the Ministry of Advanced Education, please contact Planning and Institutional Research.
- * Does not include current UBC students who have not registered for the current year
- * RES = Resident



UBC 2007 Undergraduate Enrolment Headcount and FTE, Domestic, Winter Session

| | | | 2007W Actuals (December 6) | | | | | | 2006W Actuals (December 7) | | | | | |
|---------------|------------|----|----------------------------|---------|----------|---------|----------|-----------|----------------------------|---------|----------|---------|----------|-----------|
| Faculty | Degree | Yr | New HC | Cont HC | Total HC | New FTE | Cont FTE | Total FTE | New HC | Cont HC | Total HC | New FTE | Cont FTE | Total FTE |
| EDUC | | | | | | | | | | | | | | |
| | BEDE | 1 | 404 | 23 | 427 | 515 | 12 | 527 | 423 | 24 | 447 | 523 | 16 | 540 |
| | BEDE | 2 | 1 | 120 | 121 | 1 | 125 | 125 | 1 | 116 | 117 | 0 | 134 | 134 |
| | BEDE | 3 | 0 | 4 | 4 | 0 | 3 | 3 | 1 | 7 | 8 | 0 | 5 | 5 |
| | BEDE | 4 | 0 | 6 | 6 | 0 | 6 | 6 | 0 | 6 | 6 | 0 | 6 | 6 |
| | BEDE | 5 | 0 | 6 | 6 | 0 | 5 | 5 | 0 | 8 | 8 | 0 | 9 | 9 |
| | BEDE Total | | 405 | 159 | 564 | 516 | 151 | 666 | 425 | 161 | 586 | 524 | 170 | 694 |
| | BEDM | 1 | 33 | 1 | 34 | 43 | 1 | 44 | 35 | 2 | 37 | 44 | 2 | 45 |
| | BEDM Total | | 33 | 1 | 34 | 43 | 1 | 44 | 35 | 2 | 37 | 44 | 2 | 45 |
| | BEDS | 1 | 323 | 34 | 357 | 462 | 24 | 486 | 382 | 14 | 396 | 517 | 13 | 530 |
| | BEDS | 2 | 1 | 6 | 7 | 0 | 4 | 4 | 1 | 4 | 5 | 0 | 1 | 2 |
| | BEDS | 3 | 0 | 3 | 3 | 0 | 2 | 2 | 0 | 1 | 1 | 0 | 1 | 1 |
| | BEDS Total | | 324 | 43 | 367 | 462 | 30 | 492 | 383 | 19 | 402 | 517 | 16 | 533 |
| | BHK | 1 | 144 | 13 | 157 | 127 | 10 | 136 | 126 | 9 | 135 | 114 | 6 | 120 |
| | BHK | 2 | 40 | 107 | 147 | 33 | 97 | 130 | 37 | 115 | 152 | 29 | 100 | 129 |
| | BHK | 3 | 72 | 144 | 216 | 59 | 123 | 182 | 76 | 110 | 186 | 64 | 91 | 155 |
| | BHK | 4 | 1 | 326 | 327 | 1 | 234 | 235 | 5 | 360 | 365 | 4 | 260 | 264 |
| | BHK Total | | 257 | 590 | 847 | 220 | 464 | 684 | 244 | 594 | 838 | 212 | 457 | 668 |
| Faculty Total | | | 1,019 | 793 | 1,812 | 1,240 | 646 | 1,887 | 1,087 | 776 | 1,863 | 1,296 | 643 | 1,940 |
| FRST | | | | | | | | | | | | | | |
| | BSCN | 1 | 44 | 31 | 75 | 40 | 26 | 65 | 49 | 12 | 61 | 42 | 9 | 50 |
| | BSCN | 2 | 2 | 10 | 12 | 2 | 8 | 10 | 7 | 14 | 21 | 5 | 14 | 19 |
| | BSCN | 3 | 0 | 24 | 24 | 0 | 18 | 18 | 2 | 36 | 38 | 2 | 27 | 29 |
| | BSCN | 4 | 0 | 39 | 39 | 0 | 31 | 31 | 1 | 25 | 26 | 1 | 19 | 20 |
| | BSCN Total | | 46 | 104 | 150 | 42 | 83 | 125 | 59 | 87 | 146 | 50 | 69 | 119 |
| | BSCW | 1 | 24 | 10 | 34 | 24 | 8 | 32 | 21 | 9 | 30 | 16 | 8 | 24 |
| | BSCW | 2 | 0 | 6 | 6 | 0 | 5 | 5 | 5 | 8 | 13 | 5 | 7 | 13 |
| | BSCW | 3 | 0 | 22 | 22 | 0 | 17 | 17 | 0 | 24 | 24 | 0 | 21 | 21 |
| | BSCW | 4 | 0 | 37 | 37 | 0 | 28 | 28 | 0 | 33 | 33 | 0 | 21 | 21 |
| | BSCW Total | | 24 | 75 | 99 | 24 | 58 | 82 | 26 | 74 | 100 | 21 | 58 | 79 |
| | BSF | 1 | 64 | 18 | 82 | 60 | 14 | 74 | 41 | 4 | 45 | 35 | 2 | 37 |
| | BSF | 2 | 7 | 13 | 20 | 6 | 12 | 18 | 5 | 13 | 18 | 4 | 12 | 16 |
| | BSF | 3 | 1 | 22 | 23 | 1 | 17 | 18 | 2 | 23 | 25 | 2 | 19 | 20 |
| | BSF | 4 | 0 | 29 | 29 | 0 | 22 | 22 | 0 | 34 | 34 | 0 | 23 | 23 |
| | BSF Total | | 72 | 82 | 154 | 67 | 66 | 133 | 48 | 74 | 122 | 41 | 55 | 96 |
| | BSFS | 1 | 9 | 7 | 16 | 8 | 6 | 15 | 29 | 0 | 29 | 24 | 0 | 24 |
| | BSFS | 2 | 1 | 3 | 4 | 1 | 2 | 3 | 8 | 0 | 8 | 6 | 0 | 6 |
| | BSFS | 3 | 1 | 10 | 11 | 1 | 9 | 10 | 9 | 0 | 9 | 8 | 0 | 8 |
| | BSFS | 4 | 0 | 10 | 10 | 0 | 6 | 6 | 8 | 0 | 8 | 5 | 0 | 5 |
| | BSFS Total | | 11 | 30 | 41 | 10 | 24 | 34 | 54 | 0 | 54 | 43 | 0 | 43 |
| Faculty Total | | | 153 | 291 | 444 | 143 | 231 | 374 | 187 | 235 | 422 | 155 | 182 | 337 |

NOTES:

- * New Headcount (HC) and New Full Time Equivalency (FTE) are students registered in 2007W who started a new program in 2007 (Winter or Summer)
- * Full Time Equivalency (FTE) counts are determined by dividing the total student credit count per degree program / year by 30 credits, the typical "full-time" credit load. This calculation is used to measure teaching and course volume. Thirty-credit FTEs are not used for budgetary purposes. For FTEs related to UBC's annual submission to the Ministry of Advanced Education, please contact Planning and Institutional Research.
- * Does not include current UBC students who have not registered for the current year
- * RES = Resident



UBC 2007 Undergraduate Enrolment Headcount and FTE, Domestic, Winter Session

| | | | 2007W Actuals (December 6) | | | | | | 2006W Actuals (December 7) | | | | | |
|----------------------|------------|----|----------------------------|---------|----------|---------|----------|-----------|----------------------------|---------|----------|---------|----------|-----------|
| Faculty | Degree | Yr | New HC | Cont HC | Total HC | New FTE | Cont FTE | Total FTE | New HC | Cont HC | Total HC | New FTE | Cont FTE | Total FTE |
| LAW | | | | | | | | | | | | | | |
| | LLB | 1 | 189 | 8 | 197 | 220 | 8 | 227 | 194 | 4 | 198 | 223 | 4 | 227 |
| | LLB | 2 | 4 | 198 | 202 | 4 | 197 | 201 | 4 | 188 | 192 | 4 | 188 | 193 |
| | LLB | 3 | 0 | 190 | 190 | 0 | 181 | 181 | 0 | 206 | 206 | 0 | 191 | 191 |
| | LLB Total | | 193 | 396 | 589 | 224 | 386 | 610 | 198 | 398 | 596 | 227 | 384 | 611 |
| Faculty Total | | | 193 | 396 | 589 | 224 | 386 | 610 | 198 | 398 | 596 | 227 | 384 | 611 |
| LFS | | | | | | | | | | | | | | |
| | BSAG | 1 | 39 | 16 | 55 | 33 | 11 | 44 | 55 | 12 | 67 | 46 | 7 | 52 |
| | BSAG | 2 | 11 | 37 | 48 | 10 | 28 | 37 | 8 | 40 | 48 | 6 | 31 | 37 |
| | BSAG | 3 | 1 | 21 | 22 | 1 | 18 | 19 | 5 | 24 | 29 | 5 | 21 | 26 |
| | BSAG | 4 | 1 | 23 | 24 | 0 | 18 | 18 | 0 | 26 | 26 | 0 | 19 | 19 |
| | BSAG Total | | 52 | 97 | 149 | 44 | 74 | 118 | 68 | 102 | 170 | 57 | 78 | 134 |
| | BSFN | 1 | 186 | 37 | 223 | 166 | 21 | 187 | 195 | 16 | 211 | 165 | 8 | 173 |
| | BSFN | 2 | 57 | 152 | 209 | 46 | 122 | 168 | 58 | 165 | 223 | 44 | 130 | 174 |
| | BSFN | 3 | 30 | 169 | 199 | 25 | 141 | 166 | 29 | 151 | 180 | 28 | 128 | 156 |
| | BSFN | 4 | 1 | 175 | 176 | 1 | 123 | 124 | 1 | 151 | 152 | 1 | 108 | 109 |
| | BSFN | 5 | 0 | 28 | 28 | 0 | 17 | 17 | 0 | 29 | 29 | 0 | 18 | 18 |
| | BSFN Total | | 274 | 561 | 835 | 237 | 424 | 661 | 283 | 512 | 795 | 238 | 392 | 630 |
| | BSGR | 2 | 24 | 3 | 27 | 23 | 2 | 25 | 22 | 3 | 25 | 20 | 2 | 22 |
| | BSGR | 3 | 10 | 21 | 31 | 9 | 12 | 21 | 7 | 14 | 21 | 5 | 10 | 15 |
| | BSGR | 4 | 2 | 28 | 30 | 2 | 16 | 18 | 0 | 34 | 34 | 0 | 22 | 22 |
| | BSGR Total | | 36 | 52 | 88 | 34 | 30 | 64 | 29 | 51 | 80 | 25 | 35 | 59 |
| Faculty Total | | | 362 | 710 | 1,072 | 315 | 528 | 843 | 380 | 665 | 1,045 | 320 | 504 | 824 |
| MEDI | | | | | | | | | | | | | | |
| | BMLS | 3 | 24 | 1 | 25 | 30 | 1 | 30 | 23 | 0 | 23 | 28 | 0 | 28 |
| | BMLS | 4 | 0 | 21 | 21 | 0 | 20 | 20 | 0 | 22 | 22 | 0 | 23 | 23 |
| | BMLS Total | | 24 | 22 | 46 | 30 | 21 | 50 | 23 | 22 | 45 | 28 | 23 | 51 |
| | BMW | 1 | 10 | 0 | 10 | 5 | 0 | 5 | 12 | 0 | 12 | 5 | 0 | 5 |
| | BMW | 2 | 0 | 11 | 11 | 0 | 8 | 8 | 0 | 11 | 11 | 0 | 8 | 8 |
| | BMW | 3 | 0 | 10 | 10 | 0 | 10 | 10 | 0 | 10 | 10 | 0 | 11 | 11 |
| | BMW | 4 | 0 | 10 | 10 | 0 | 10 | 10 | 0 | 12 | 12 | 0 | 11 | 11 |
| | BMW Total | | 10 | 31 | 41 | 5 | 29 | 34 | 12 | 33 | 45 | 5 | 30 | 35 |
| | MD | 1 | 252 | 5 | 257 | 252 | 5 | 257 | 222 | 0 | 222 | 222 | 0 | 222 |
| | MD | 2 | 0 | 221 | 221 | 0 | 221 | 221 | 0 | 220 | 220 | 0 | 220 | 220 |
| | MD | 3 | 0 | 224 | 224 | 0 | 224 | 224 | 0 | 200 | 200 | 0 | 200 | 200 |
| | MD | 4 | 0 | 192 | 192 | 0 | 192 | 192 | 0 | 123 | 123 | 0 | 123 | 123 |
| | MD Total | | 252 | 642 | 894 | 252 | 642 | 894 | 222 | 543 | 765 | 222 | 543 | 765 |
| | RES Total | | 276 | 598 | 874 | 276 | 598 | 874 | 271 | 541 | 812 | 271 | 541 | 812 |
| Faculty Total | | | 562 | 1,293 | 1,855 | 563 | 1,289 | 1,852 | 528 | 1,139 | 1,667 | 526 | 1,137 | 1,663 |

NOTES:

* New Headcount (HC) and New Full Time Equivalency (FTE) are students registered in 2007W who started a new program in 2007 (Winter or Summer)

* Full Time Equivalency (FTE) counts are determined by dividing the total student credit count per degree program / year by 30 credits, the typical "full-time" credit load. This calculation is used to measure teaching and course volume. Thirty-credit FTEs are not used for budgetary purposes. For FTEs related to UBC's annual submission to the Ministry of Advanced Education, please contact Planning and Institutional Research.

* Does not include current UBC students who have not registered for the current year

* RES = Resident



UBC 2007 Undergraduate Enrolment Headcount and FTE, Domestic, Winter Session

| | | | 2007W Actuals (December 6) | | | | | | 2006W Actuals (December 7) | | | | | |
|----------------------|------------|----|----------------------------|---------------|---------------|--------------|---------------|---------------|----------------------------|---------------|---------------|--------------|---------------|---------------|
| Faculty | Degree | Yr | New HC | Cont HC | Total HC | New FTE | Cont FTE | Total FTE | New HC | Cont HC | Total HC | New FTE | Cont FTE | Total FTE |
| PHAR | | | | | | | | | | | | | | |
| | BSCP | 1 | 152 | 0 | 152 | 154 | 0 | 154 | 133 | 21 | 154 | 140 | 15 | 155 |
| | BSCP | 2 | 1 | 157 | 158 | 1 | 162 | 163 | 0 | 152 | 152 | 0 | 174 | 174 |
| | BSCP | 3 | 0 | 150 | 150 | 0 | 165 | 165 | 0 | 141 | 141 | 0 | 152 | 152 |
| | BSCP | 4 | 0 | 138 | 138 | 0 | 133 | 133 | 0 | 128 | 128 | 0 | 119 | 119 |
| | BSCP Total | | 153 | 445 | 598 | 155 | 460 | 614 | 133 | 442 | 575 | 140 | 461 | 601 |
| | RES Total | | 22 | 0 | 22 | 22 | 0 | 22 | 23 | 4 | 27 | 23 | 4 | 27 |
| Faculty Total | | | 175 | 445 | 620 | 177 | 460 | 636 | 156 | 446 | 602 | 163 | 465 | 628 |
| SCIE | | | | | | | | | | | | | | |
| | BCS | 1 | 0 | 0 | 0 | 0 | 0 | 0 | 1 | 0 | 1 | 0 | 0 | 0 |
| | BCS | 2 | 0 | 0 | 0 | 0 | 0 | 0 | 1 | 0 | 1 | 1 | 0 | 1 |
| | BCS | 3 | 23 | 8 | 31 | 18 | 4 | 22 | 22 | 4 | 26 | 17 | 2 | 19 |
| | BCS | 4 | 1 | 39 | 40 | 1 | 22 | 23 | 0 | 37 | 37 | 0 | 21 | 21 |
| | BCS Total | | 24 | 47 | 71 | 19 | 26 | 45 | 24 | 41 | 65 | 18 | 23 | 40 |
| | BSC | 1 | 1,303 | 127 | 1,430 | 1,330 | 103 | 1,432 | 1,230 | 52 | 1,282 | 1,233 | 36 | 1,269 |
| | BSC | 2 | 406 | 1,247 | 1,653 | 328 | 1,142 | 1,470 | 286 | 1,141 | 1,427 | 229 | 1,027 | 1,256 |
| | BSC | 3 | 76 | 1,132 | 1,208 | 64 | 986 | 1,050 | 183 | 1,315 | 1,498 | 148 | 1,083 | 1,231 |
| | BSC | 4 | 1 | 1,816 | 1,817 | 0 | 1,373 | 1,373 | 6 | 1,947 | 1,953 | 6 | 1,424 | 1,430 |
| | BSC Total | | 1,786 | 4,322 | 6,108 | 1,721 | 3,604 | 5,325 | 1,705 | 4,455 | 6,160 | 1,615 | 3,570 | 5,186 |
| Faculty Total | | | 1,810 | 4,369 | 6,179 | 1,741 | 3,630 | 5,371 | 1,729 | 4,496 | 6,225 | 1,633 | 3,593 | 5,226 |
| Grand Total | | | 8,749 | 19,531 | 28,280 | 8,414 | 16,158 | 24,572 | 8,684 | 19,369 | 28,053 | 8,225 | 15,527 | 23,753 |

NOTES:

- * New Headcount (HC) and New Full Time Equivalency (FTE) are students registered in 2007W who started a new program in 2007 (Winter or Summer)
- * Full Time Equivalency (FTE) counts are determined by dividing the total student credit count per degree program / year by 30 credits, the typical "full-time" credit load. This calculation is used to measure teaching and course volume. Thirty-credit FTEs are not used for budgetary purposes. For FTEs related to UBC's annual submission to the Ministry of Advanced Education, please contact Planning and Institutional Research.
- * Does not include current UBC students who have not registered for the current year
- * RES = Resident



UBCO 2007 Undergraduate Enrolment Headcount and FTE, International, Winter Session

| | | | 2007W Actuals (December 6) | | | | | | 2006W Actuals (December 7) | | | | | |
|---------------|--------------|----|----------------------------|---------|----------|---------|----------|-----------|----------------------------|---------|----------|---------|----------|-----------|
| Faculty | Degree | Yr | New HC | Cont HC | Total HC | New FTE | Cont FTE | Total FTE | New HC | Cont HC | Total HC | New FTE | Cont FTE | Total FTE |
| APSO | | | | | | | | | | | | | | |
| | BASC-O | 1 | 7 | 0 | 7 | 7 | 0 | 7 | 3 | 0 | 3 | 3 | 0 | 3 |
| | BASC-O | 2 | 0 | 1 | 1 | 0 | 1 | 1 | 1 | 1 | 2 | 1 | 1 | 2 |
| | BASC-O | 3 | 0 | 2 | 2 | 0 | 1 | 1 | 0 | 0 | 0 | 0 | 0 | 0 |
| | BASC-O Total | | 7 | 3 | 10 | 7 | 2 | 10 | 4 | 1 | 5 | 4 | 1 | 6 |
| Faculty Total | | | 7 | 3 | 10 | 7 | 2 | 10 | 4 | 1 | 5 | 4 | 1 | 6 |
| ARSC | | | | | | | | | | | | | | |
| | BA-O | 1 | 22 | 10 | 32 | 20 | 6 | 26 | 29 | 3 | 32 | 24 | 2 | 26 |
| | BA-O | 2 | 6 | 9 | 15 | 5 | 6 | 11 | 3 | 6 | 9 | 3 | 5 | 7 |
| | BA-O | 3 | 7 | 10 | 17 | 6 | 8 | 14 | 3 | 5 | 8 | 3 | 5 | 8 |
| | BA-O | 4 | 0 | 7 | 7 | 0 | 6 | 6 | 0 | 7 | 7 | 0 | 5 | 5 |
| | BA-O Total | | 35 | 36 | 71 | 31 | 26 | 57 | 35 | 21 | 56 | 30 | 17 | 46 |
| | BSC-O | 1 | 13 | 2 | 15 | 11 | 1 | 13 | 10 | 2 | 12 | 8 | 1 | 10 |
| | BSC-O | 2 | 1 | 6 | 7 | 1 | 4 | 4 | 2 | 7 | 9 | 1 | 5 | 6 |
| | BSC-O | 3 | 1 | 4 | 5 | 1 | 3 | 4 | 0 | 6 | 6 | 0 | 5 | 5 |
| | BSC-O | 4 | 0 | 7 | 7 | 0 | 5 | 5 | 0 | 7 | 7 | 0 | 2 | 2 |
| | BSC-O Total | | 15 | 19 | 34 | 13 | 13 | 26 | 12 | 22 | 34 | 10 | 13 | 22 |
| | PHAR-O | 1 | 1 | 0 | 1 | 1 | 0 | 1 | 0 | 0 | 0 | 0 | 0 | 0 |
| | PHAR-O Total | | 1 | 0 | 1 | 1 | 0 | 1 | 0 | 0 | 0 | 0 | 0 | 0 |
| Faculty Total | | | 51 | 55 | 106 | 45 | 39 | 83 | 47 | 43 | 90 | 39 | 29 | 68 |
| FCCS | | | | | | | | | | | | | | |
| | BFA-O | 1 | 3 | 1 | 4 | 4 | 0 | 4 | 0 | 1 | 1 | 0 | 0 | 0 |
| | BFA-O | 2 | 0 | 0 | 0 | 0 | 0 | 0 | 1 | 1 | 2 | 1 | 1 | 2 |
| | BFA-O | 3 | 0 | 3 | 3 | 0 | 2 | 2 | 0 | 1 | 1 | 0 | 1 | 1 |
| | BFA-O Total | | 3 | 4 | 7 | 4 | 3 | 6 | 1 | 3 | 4 | 1 | 2 | 3 |
| Faculty Total | | | 3 | 4 | 7 | 4 | 3 | 6 | 1 | 3 | 4 | 1 | 2 | 3 |
| HSD | | | | | | | | | | | | | | |
| | BAHS-O | 1 | 1 | 0 | 1 | 1 | 0 | 1 | 0 | 0 | 0 | 0 | 0 | 0 |
| | BAHS-O Total | | 1 | 0 | 1 | 1 | 0 | 1 | 0 | 0 | 0 | 0 | 0 | 0 |
| | BSW-O | 3 | 1 | 0 | 1 | 1 | 0 | 1 | 0 | 0 | 0 | 0 | 0 | 0 |
| | BSW-O Total | | 1 | 0 | 1 | 1 | 0 | 1 | 0 | 0 | 0 | 0 | 0 | 0 |
| Faculty Total | | | 2 | 0 | 2 | 2 | 0 | 2 | 0 | 0 | 0 | 0 | 0 | 0 |
| MGMT | | | | | | | | | | | | | | |
| | BMGT-O | 1 | 22 | 3 | 25 | 21 | 2 | 23 | 13 | 0 | 13 | 11 | 0 | 11 |
| | BMGT-O | 2 | 10 | 8 | 18 | 6 | 8 | 14 | 3 | 1 | 4 | 3 | 1 | 3 |
| | BMGT-O | 3 | 5 | 5 | 10 | 6 | 6 | 11 | 0 | 0 | 0 | 0 | 0 | 0 |
| | BMGT-O Total | | 37 | 16 | 53 | 33 | 15 | 48 | 16 | 1 | 17 | 14 | 1 | 14 |
| Faculty Total | | | 37 | 16 | 53 | 33 | 15 | 48 | 16 | 1 | 17 | 14 | 1 | 14 |
| Grand Total | | | 100 | 78 | 178 | 90 | 59 | 149 | 68 | 48 | 116 | 58 | 33 | 91 |

NOTES:

- * New Headcount (HC) and New Full Time Equivalency (FTE) are students registered in 2007W who started a new program in 2007 (Winter or Summer)
- * Full Time Equivalency (FTE) counts are determined by dividing the total student credit count per degree program / year by 30 credits, the typical "full-time" credit load. This calculation is used to measure teaching and course volume. Thirty-credit FTEs are not used for budgetary purposes. For FTEs related to UBC's annual submission to the Ministry of Advanced Education, please contact Planning and Institutional Research.
- * Does not include current UBC students who have not registered for the current year
- * RES = Resident

THE UNIVERSITY OF BRITISH COLUMBIA | OKANAGAN



OKANAGAN SENATE SECRETARIAT

Enrolment Services

Senate and Curriculum Services

3333 University Way

Kelowna, BC · V1V 1V7

Tel: (250) 807-9259 · Fax: (250) 807-8007

lisa.collins@ubc.ca

kelly.ross@ubc.ca

16 January 2008

To: Okanagan Senate

From: Okanagan Senate Secretariat

Subject: Okanagan Senate Meeting Dates 2008-09 (information)

Please find enclosed the 2008-09 Okanagan Senate meeting dates. The recommended pattern for the meeting schedule was established under advisement of the enclosed Regular Senate Meeting Schedule rules. The Secretariat will include the Senate meeting dates in the draft Academic Year to be presented to Senate this January.

The normal duration of regular meetings will be two hours. The meeting day is either the first or second Wednesday as requested.

Following the established pattern, the meeting schedule for 2008-09 would be as follows. All dates/times are Wednesdays from 3:30 p.m. – 5:30 p.m. The location of the meetings is LIBRARY 317.

SENATE MEETING DATES

September 10
 October 8
 November 5
 December 10
 January 14
 February 11
 March 11
 April 8
 May 6

Respectfully Submitted,

Ms. Kelly Ross
 Manager, Okanagan Senate Secretariat

THE UNIVERSITY OF BRITISH COLUMBIA | OKANAGAN

**OKANAGAN SENATE SECRETARIAT****Enrolment Services**

3333 University Way

Kelowna, B.C. Canada V1V 1V7

Tel: (250) 807-9259

Fax: (250) 807-8007

Lisa.collins@ubc.ca

To: Okanagan Senate

From: Policies & Procedures Committee

Re: Regular Senate Meeting Schedule

Date: December 12, 2006

To provide ample notice to Senators and the campus community, the Policies & Procedures Committee proposes that the Senate establish a regular meeting pattern and confirm its meeting dates for the 2007/2008 academic year.

The regular meeting time during 2006/2007 has been Wednesday from 4:30 p.m. to 6:30 p.m., with several exceptions. The Secretariat has received the following feedback from Senators:

1. It remains critical that meetings are scheduled at a time when all elected members are able to attend, i.e., not scheduled to be in a class or other scheduled academic activity.
2. A regular meeting pattern should be established and announced as early as possible.
3. If possible, meetings should conclude earlier than 6:30 p.m.
4. Friday afternoons are not preferred.
5. October 31 (Hallowe'en) was not the best choice for the October meeting.

Recommended Meeting Time

Classroom Services has advised the Committee that the Wednesday 3:30 p.m. to 4:30 p.m. teaching block is the least used block in the timetable, given that it is one hour long and follows the block known as 'University Time.' The Committee hopes that, with early notice, a Senate meeting beginning at 3:30 p.m. on a Wednesday would work for all Senators.

Recommended Meeting Length

With respect to meeting length, a Senate meeting length of two hours (as opposed the three hours currently specified in the Rules) has appeared to be sufficient, and the Committee recommends a change to this effect. The Committee notes that the Rules provide for extension of an individual meeting time should it become necessary.

Recommended Meeting Day

Either the first or second Wednesday would be appropriate regular meeting days, with some exceptions necessary to ensure appropriate intervals between meetings and to provide Committees and other parties sufficient time to prepare their reports to Senate.

Senator Availability

In order to ensure the availability of all elected members to attend regular meetings, the Secretariat will write to all Deans and Directors to advise them of the selected meeting pattern and to request that their respective representatives' responsibilities with respect to Senate attendance be taken into account in class scheduling. In the rare case that a Student Senator should encounter a scheduling conflict between a class and the regular Senate meeting, Enrolment Services will assist in resolving the conflict for that particular Senator.

Notice to the Campus Community

Once a regular meeting pattern is selected, the Secretariat will then include the Senate meeting dates in each year's draft UBC Okanagan Academic Year and circulate them broadly for consultation each November. The Senate meeting dates would also be included in the Academic Year presented to the Senate each January, with any recommended departure from the normal meeting pattern presented for Senate approval.

MOTIONS:

1. That the Senate establish its regular meeting day and time as from 3:30 p.m. to 5:30 p.m. on the first or second Wednesday of each month of the academic year from September through May.
2. That the Senate direct the Secretariat to present the following academic year's regular Senate meeting schedule to the Senate for information no later than the regular Senate meeting in January of each year, with any exceptions to the regular meeting day and/or time subject to the approval of the Senate.
3. That the Senate approve the meeting date of Thursday, May 15, 2008, as an exception to its regular meeting day.
4. That the Rules and Procedures of the Okanagan Senate be amended as follows (deletions struck through, additions in bold):

~~16 a. The Senate shall meet at the call of the chair, or of the Policies and Procedures Committee. Meetings will generally occur once per month during the Winter Session, and a schedule of expected meeting dates will be published no later than July 1st before each Winter Session.~~

16 a. The Senate shall schedule nine regular meetings each academic session, normally on either the first or the second Wednesday of the month from September through May. Such meetings shall normally be called to order at 3:30 p.m.

16 b. Meetings shall be adjourned at the order of the Chair no more than ~~three~~ **two** hours after called to order.

Note: This motion to amend the Rules and Procedures requires a two-thirds majority to pass.

Respectfully submitted,
Dean Michael Isaacson
Chair, Policies & Procedures Committee

THE UNIVERSITY OF BRITISH COLUMBIA | OKANAGAN



OKANAGAN SENATE SECRETARIAT

Enrolment Services Senate and Curriculum Services

3333 University Way
Kelowna, BC · V1V 1V7
Tel: (250) 807-9259 · Fax: (250) 807-8007
lisa.collins@ubc.ca
Kelly.ross@ubc.ca

16 January 2008

To: Okanagan Senate

From: Brian Silzer, Associate Vice President Enrolment Services and Registrar

Subject: Academic Year 2008/2009

Please be advised that the draft academic year dates for 2008/2009 are available for your review at:

<http://okanagan.students.ubc.ca/calendar/academicyear.cfm?go=2008&action=draft>

These draft dates were circulated widely throughout the campus in early December.

Key dates for 2008/2009 Winter Session:

Term 1

Number of Teaching Days: 61

Wednesday, September 3, 2008 Classes begin for most Faculties

Wednesday, November 12, 2008 Term 1 midterm break (Under review by the Senate Learning and Research Committee)

Friday, November 28, 2008 Last day of Term 1 classes for most Faculties

Wednesday, December 3, 2008 First day of exams Term 1

Wednesday, December 17, 2008 Last day of exams Term 1

Term 2

Number of Teaching Days: 63

Monday, January 5, 2009 Classes begin for most Faculties

Monday, February 16-20 Term two midterm break

Wednesday, April 8, 2009 Last day of Term 2 classes for most Faculties

Wednesday, April 14, 2009 First day of exams Term 2

Tuesday, April 28, 2009 Last day of exams Term 2

Should you have any questions or comments regarding the 2008/2009 Academic Year, please forward them to Kelly Ross at Kelly.ross@ubc.ca or 807-9259.